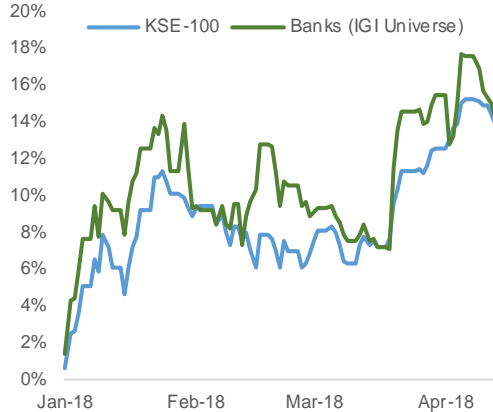


# Day Break

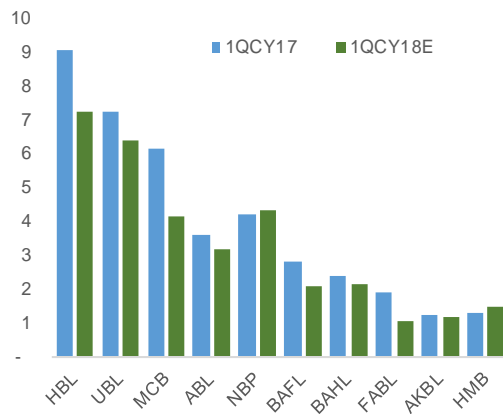
Tuesday, 17 April 2018

## Sector Update

### Relative Price Performance



### Profits in PKR bn for IGI coverage banks



Source: Bloomberg, PSX & IGI Research

Syed Daniyal Adil

Research Analyst

[daniyal.adil@igi.com.pk](mailto:daniyal.adil@igi.com.pk)

Tel: (+92-21) 111-234-234 Ext.: 973

## Commercial Banks

### Banks: Earnings to fall as opex expected to outpace stunted revenue growth

- We preview banking stock earnings for the 1QCY18. Overall profitability of IGI coverage banks is likely to fall by 17%YoY to PKR 33.1bn compared to PKR 39.8bn same period last year
- We expect only HMB and NBP to register YoY growth in profitability whereas, HBL, UBL, MCB, ABL, BAFL, BAHL, FABL and AKBL are all expected to post lower YoY profits
- Primary reasons for the decline in YoY earnings are expected to be high opex growth coupled with lower capital gains realized, in our view

#### Opex growth and lower capital gains to drag down overall sector profits

We preview banking stock earnings for the 1QCY18. Overall profitability of IGI coverage banks is likely to fall by 17%YoY to PKR 33.1bn compared to PKR 39.8bn same period last year. On a quarterly basis, profitability is likely to fall by 4%QoQ. Based on our estimates, we expect only HMB and NBP to register YoY growth in profitability whereas, HBL, UBL, MCB, ABL, BAFL, BAHL, FABL and AKBL are all expected to post lower YoY profits. Primary reasons for the decline in YoY earnings are expected to be high opex growth coupled with lower capital gains realized, in our view.

Exhibit:

#### Banking Sector earnings estimates

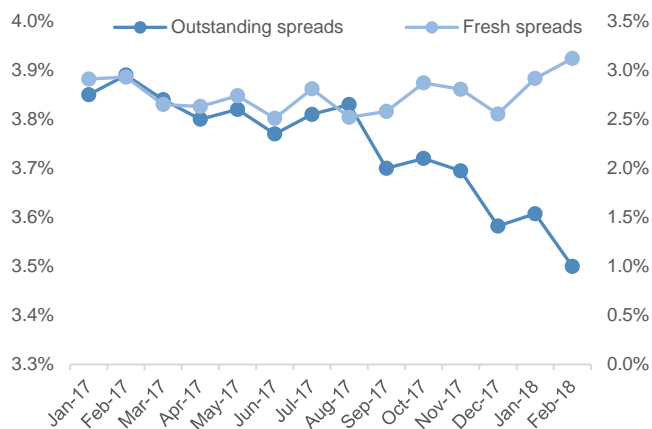
in PKR	1QCY17	1QCY18E				
		EPS	DPS	BVPS	QoQ	YoY
Bank	EPS	EPS	DPS	BVPS	QoQ	YoY
HBL	6.16	4.93	1.50	132.65	17.4%	-20.0%
UBL	5.93	5.20	3.00	131.33	0.6%	-12.3%
MCB	5.19	3.51	4.00	129.09	25.1%	-32.4%
ABL	3.15	2.75	1.75	94.19	5.1%	-12.8%
NBP	1.98	2.02	-	84.45	-47.6%	2.2%
BAFL	1.73	1.29	-	40.67	74.5%	-25.4%
BAHL	2.12	1.90	-	40.18	-3.6%	-10.2%
FABL	1.23	0.70	-	26.55	53.5%	-43.2%
AKBL	0.98	0.91	-	27.11	8.9%	-7.0%
HMB	1.23	1.41	-	37.06	-34.6%	14.4%

Source: IGI Research, Company Financials

#### CY17: Profitability down by 3.3% (ex-HBL penalty) due to soft revenue growth and robust opex rise

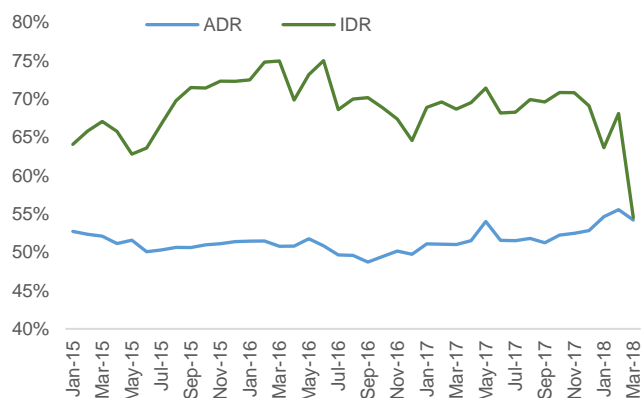
To recall, for the period CY17, IGI coverage banks registered a significant decline in earnings amid contracting earning yields, maturing high yield investment bond and inflexible cost of deposits. Profits declined by 3.3%YoY (ex-HBL penalty) as, on average, NIMs came off by almost 32bps, dropping down to 3.3% by CY17 end. Provision reversals dented profits further, posting PKR 3.3bn compared to a charge of PKR 5.4bn in same period last year. Simultaneously, rapid growth in operating expenses (up by +10.2%YoY) depressed sector profitability, with cost to income ratio up by 260bpsYoY to 51.8% in CY17.

Exhibit:  
**Falling outstanding spread; Rising fresh spreads may resist further decline**



Source: IGI Research, Company Financials, SBP

Exhibit:  
**Heavy maturities in 1QCY18 dragged down IDR with little reinvestment in government securities**



**Rising operating expense along with lower capital gains to hurt bottom line**

During 1QCY18, although net interest income is expected to rebound by +8.2%YoY (down 0.7%QoQ) as a result of low base effect in 1QCY17 as well as the recent rate hike at the start of CY17 and fee income is expected to grow by +18.8%YoY, yet total revenues are still expected to remain flattish (up +0.1%YoY; down 3.2%QoQ) as capital gains are estimated to decline significantly (down 85.8%YoY; down 60.3%QoQ). Operating expenses are expected to outpace revenue growth, rising by +14.5%YoY (down 0.9%QoQ), much higher than cumulative growth for CY17 at +10.2%YoY and primarily due to low base effect from 1QCY17. Banks’ provision reversal, although expected to decline considerably from last year same period, but given the trend in recoveries as well as market performance, is anticipated to be flattish. Henceforth, based on our estimates, we expect a meagre provisioning reversal for 1QCY18 at PKR 70mn, primarily led by expected recoveries in MCB, compared to a reversal of PKR 1.5bn in same period last year.

**Recommendation**

Given the macro tailwinds in support of the banking sector, we maintain our overweight stance. Amongst our coverage, we prefer MCB, BAH and FABL as our top picks based on sound fundamentals and attractive valuation.

## Important Disclaimer and Disclosures

**Research Analyst(s) Certification:** The Research Analyst(s) hereby certify that the views about the company/companies and the security/securities discussed in this report accurately reflect his or her or their personal views and that he/she has not received and will not receive direct or indirect compensation in exchange for expressing specific recommendations or views in this report. The analyst(s) is principally responsible for the preparation of this research report and that he/she or his/her close family/relative does not own 1% or more of a class of common equity securities of the following company/companies covered in this report.

**Disclaimer:** The information and opinions contained herein are prepared by IGI Finex Securities Limited and is for information purposes only. Whilst every effort has been made to ensure that all the information (including any recommendations or opinions expressed) contained in this document (the information) is not misleading or unreliable, IGI Finex Securities Limited makes no representation as to the accuracy or completeness of the information. Neither, IGI Finex Securities Limited nor any director, officer or employee of IGI Finex Securities Limited shall in any manner be liable or responsible for any loss that may be occasioned as consequence of a party relying on the information. This document takes no account of the investment objectives, financial situation and particular needs of investors, who shall seek further professional advice before making any investment decision. This document and the information may not be reproduced, distributed or published by any recipient for any purpose. This report is not directed or intended for distribution to, or use by any person or entity not a client of IGI Finex Securities Limited, else directed for distribution.

**Rating system:** IGI Finex Securities employs three tier ratings system, depending upon expected total return (return is defined as capital gain exclusive of tax) of the security in stated time period, as follows:

Recommendation	Rating System
Buy	If target price on aforementioned security(ies) is more than 10%, from its last closing price(s)
Hold	If target price on aforementioned security(ies) is in between -10% and 10%, from its last closing price(s)
Sell	If target price on aforementioned security(ies) is less than -10%, from its last closing price(s)

**Risk:** Investment in securities are subject to economic risk, market risk, interest rate risks, currency risks, and credit risks, political and geopolitical risks. The performance of company (ies) covered herein might unfavorably be affected by multiple factors including, business, economic, and political conditions. Hence, there is no assurance or guarantee that estimates, recommendation, opinion, etc. given about the security (ies)/company (ies) in the report will be achieved.

**Basic Definitions and Terminologies used:** **Target Price:** A price target is the projected price level of a financial security stated by an investment analyst or advisor. It represents a security's price that, if achieved, results in a trader recognizing the best possible outcome for his investment, Last Closing: Latest closing price, Market Cap.: Market capitalization is calculated by multiplying a company's shares outstanding by current trading price. EPS: Earnings per Share. DPS: Dividend per Share. ROE: Return on equity is the amount of net income returned as a percentage of shareholders' equity. P/E: Price to Earnings ratio of a company's share price to its per-share earnings. P/B: Price to Book ratio used to compare a stock's market value to its book value. DY: The dividend yield is dividend per share, divided by the price per share. CY/FY: Calendar/Fiscal/Financial Year. YoY/ QoQ/ MoM: Year-on-Year, Quarter-on-Quarter, Month-on-Month. Th /Mn /Bn /Tr: Thousands/Million/Billion/Trillion.

## Contact Details

### Research Team

Saad Khan	Head of Research	Tel: (+92-21) 111-234-234 Ext: 810	saad.khan@igi.com.pk
Abdullah Farhan	Senior Analyst	Tel: (+92-21) 111-234-234 Ext: 912	abdullah.farhan@igi.com.pk
Syed Daniyal Adil	Research Analyst	Tel: (+92-21) 111-234-234 Ext: 973	daniyal.adil@igi.com.pk
Suleman Ashraf	Research Analyst	Tel: (+92-21) 111-234-234 Ext: 957	suleman.ashraf@igi.com.pk
Muhammad Saad	Research Analyst	Tel: (+92-21) 111-234-234 Ext: 816	muhammad.saad@igi.com.pk
Umesh Solanki	Database Manager	Tel: (+92-21) 111-234-234 Ext: 974	umesh.solanki@igi.com.pk

### Equity Sales

Faisal Jawed Khan	Head of Equities	Tel: (+92-21) 35301779	faisal.jawed@igi.com.pk
Zaeem Haider Khan	Regional Head (North)	Tel: (+92-42) 35777863-70	zaeem.haider@igi.com.pk
Muhammad Naveed	Regional Manager (Islamabad & Upper North)	Tel: (+92-51) 2604861-62	muhammad.naveed@igi.com.pk
Ejaz Rana	Regional Manager (Faisalabad)	Tel: (+92-41) 2540843-45	ejaz.rana@igi.com.pk
Asif Saleem	Branch Manager (RY Khan)	Tel: (+92-68) 5871652-56	asif.saleem@igi.com.pk
Mehtab Ali	Branch Manager (Multan)	Tel: (+92-61) 4512003	mehtab.ali@igi.com.pk
Zeeshan Kayani	Branch Manager (Abbottabad)	Tel: (+92-992) 408243-44	zeeshan.kayani@igi.com.pk
Ihsan Mohammad	Branch Manager (Peshawar)	Tel: (92-91) 5253035	ihsan.mohammad@igi.com.pk

### IGI Finex Securities Limited

Trading Rights Entitlement Certificate (TREC) Holder of  
Pakistan Stock Exchange Limited |  
Corporate member of Pakistan Mercantile Exchange Limited

### Head Office

Suite No 701-713, 7th Floor, The Forum, G-20,  
Khayaban-e-Jami Block-09, Clifton, Karachi-75600  
UAN: (+92-21) 111-444-001 | (+92-21) 111-234-234  
Fax: (+92-21) 35309169, 35301780  
Website: www.igisecurities.com.pk

### Stock Exchange Office

Room # 719, 7th Floor, PSX Building,  
Stock Exchange Road, Karachi.  
Tel: (+92-21) 32429613-4, 32462651-2  
Fax: (+92-21) 32429607

### Lahore Office

5-F.C.C. Ground Floor,  
Syed Maratib Ali Road, Gulberg II  
Tel: (+92-42) 35777863-70, 35876075-76  
Fax: (+92-42) 35763542

### Faisalabad Office

Room #: 515-516, 5th Floor, State Life  
Building, 2- Liaquat Road  
Tel: (+92-41) 2540843-45  
Fax: (+92-41) 2540815

### Multan Office

Mezzanine Floor, Abdali Tower,  
Abdali Road  
Tel: (92-992) 408243 - 44

### Peshawar Office

2nd Floor, The Mall Tower,  
35 The Mall Peshawar Cantt.  
Tel: (92-91) 5253035, 5278448

### Islamabad Office

Mezzanine Floor, Office 5, 6 & 7, Kashmir Plaza,  
Block- B, Jinnah Avenue, Blue Area  
Tel: (+92-51) 2604861-2, 2604864, 2273439  
Fax: (+92-51) 2273861

### Rahim Yar Khan Office

Plot # 12, Basement of Khalid Market,  
Model Town, Town Hall Road  
Tel: (+92-68) 5871653-6, 5871652  
Fax: (+92-68) 5871651

### Abbottabad Office

Ground Floor, Al Fatah Shopping Center,  
Opp. Radio Station, Mansehra Road  
Tel: (+92-99) 2408243 - 44

### Sialkot Office

Suite No. 10 & 11, 1st Floor, Soni Square,  
Mubarak Pura  
Tel: (+92-52) 3258437, 3258762