

# Day Break

Friday, 05 October 2018

## COMPANY UPDATE

### Attock Petroleum Limited

Oil &amp; Gas Marketing Companies

<b>Recommendation</b>	<b>BUY</b>
Target Price:	532.6
Last Closing: 4-Oct-18	427.4
Upside:	24.6
Valuation Methodology:	Discounted Cash Flow (DCF)

Time Horizon: Dec-18

### Market Data

Bloomberg Tkr.	APL PA		
Shares (mn)	99.5		
Free Float Shares (mn)	20.7		
Free Float Shares (%)	20.8%		
Market Cap (PKRbn   USDmn)	42.5	345.2	
Exchange	KSE ALL		
<b>Price Info.</b>	90D	06M	12M
Abs. Return	(24.4)	(27.2)	(28.3)
Lo	435.6	435.6	435.6
Hi	628.5	639.4	639.4

### Key Company Financials

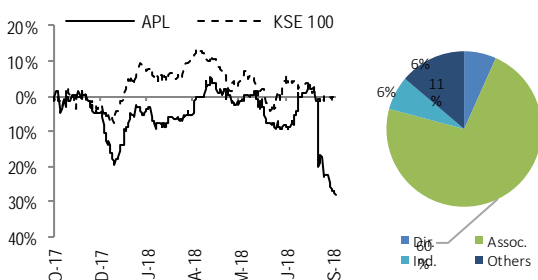
Period End: Jun

PKRbn	FY18A	FY19E	FY20F	FY21F
Total Revenue	177.3	232.6	258.1	259.8
Net Income	5.7	5.7	6.2	6.3
EPS (PKR)	56.8	56.8	62.5	63.5
DPS (PKR)	40.0	43.0	51.0	54.0
Total Assets	38.4	46.1	52.2	54.5
Total Equity	18.4	19.9	21.1	22.0

### Key Financial Ratios

ROE (%)	30.7	28.4	29.5	28.7
P/E (x)	7.5	7.5	6.8	6.7
P/B (x)	13.8	2.3	2.1	2.0
DY (%)	9.4	10.1	11.9	12.6

### Relative Price Performance



### About the Company

The Company was incorporated in Pakistan as a public limited company on December 3, 1995 and it commenced its operations in 1998. The principal activity of the Company is procurement, storage and marketing of petroleum and related products. Pharaon Investment Group Limited Holding s.a.l holds 34.38% (2016: 34.38%) shares of the Company.

Source: Bloomberg, PSX &amp; IGI Research

### Abdullah Farhan

Senior Research Analyst

Tel: (+92-21) 111-234-234 Ext.: 912

Abdullah.farhan@igi.com.pk

## Oil & Gas Marketing Companies

### APL: Under the umbrella of debt free and no foreign currency exposure; Maintain 'BUY'

- We have slightly tweaked our earnings estimate for Attock Petroleum Limited (APL) after incorporating FY18 financial statements by +1%-3% for FY19-21F. We have also incorporated the recent rate hike of total 150bps and bonus of 20% announced in 4QFY18. As a result our bonus adjusted and revised Dec-18 target price comes at PKR 532.6/share down by nearly 11%.
- We foresee APL to post a 3yr CAGR of 4% in earnings from FY18-21F on the back of a) expansion in retail outlets and storage, b) FO volumes to take minimum dent owing to demand from Attock Refinery to utilize local crude, c) rise in oil prices and PKR depreciation to keep FO and Asphalt margins on the higher end along with likely inventory gains and, d) cash rich balance sheet with no debt to provide immunity as Monetary tightening continues.
- We still maintain a 'BUY' call on APL with our revised Dec-18 target price of PKR 532.6/share offering 25% upside from last close. The Company is currently trading at FY19F P/E of 7.5x and offers the highest dividend yield of 10.1% among its peers.

### Earnings tweaked on FY18 result and changes in macroeconomic assumptions; 'BUY' call intact

We have slightly tweaked our earnings estimate for Attock Petroleum Limited (APL) after incorporating FY18 financial statements by +1%-3% for FY19-21F. We have also incorporated the recent rate hike of total 150bps and bonus of 20% announced in 4QFY18. As a result our bonus adjusted and revised Dec-18 target price comes at PKR 532.6/share down by nearly 11%. We maintain our BUY stance on the scrip offering an upside of 25% from last close and trading at FY19 P/E of 7.5x along with a dividend yield of 10.1%.

### Earnings to accrete at 3yr CAGR of 4%

We foresee APL to post a 3yr CAGR of 4% in earnings from FY18-21F on the back of a) expansion in retail outlets and storage facility to keep retail segment growth healthy, b) FO volumes to take minimum dent owing to demand from Attock Refinery to utilize local crude, c) rise in oil prices and PKR depreciation to keep FO and Asphalt margins on the higher end along with likely inventory gains and, d) cash rich balance sheet with no debt to provide immunity as Monetary tightening continues.

### Volumes likely to grow by +9%YoY in FY19...

We estimate APL's total volumes to grow by +9%YoY in FY19 on the back of +28%/+8%YoY growth in MS/HSD sales while posting nearly +18%YoY growth in asphalt sales. Furthermore, with Attock Gen power plant still operating close to optimum level we expect APL to post a decline of only 14%YoY in FY19 against 49%YoY drop in industry volumes. To note, in FY18 FO sales of APL remained flat at 0.64mnTon compared to 0.65mnMton in the same period last year, depicting drop of only 2%YoY compared to 24%YoY for industry.

### ...led by expansion in storage capacity and retail outlets

APL has aggressively pursued expansion in retail outlets with number of retail outlets increasing to 629 as at Jun-18 compared to 604 in FY17. The company has increased its retail network by an average of 40 outlets annually and by FY19 we expect retail outlet to cross 650 which in our view will further boost MS and HSD sales. APL has also expanded its storage capacity to smoothen the supply chain in order to fully utilize the growth in sale of POL products. Construction of storage terminals at Sahiwal, Tarujabba and Daulatpur is underway while the management has acquired land to establish bulk oil terminals to enhance its storage capacity.

Exhibit:  
**APL Volumes for FY18**

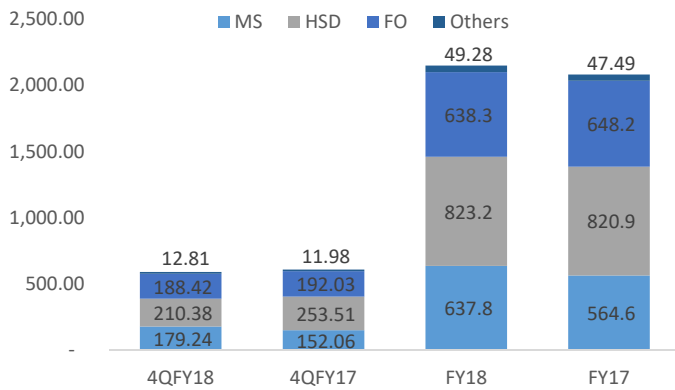
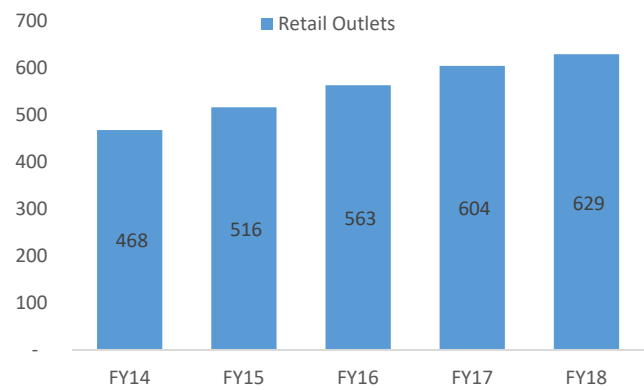


Exhibit:  
**APL has expanded retail outlets at an average of 40 outlets annually**



Source: IGI Research, Company Accounts, OCAC

**FO and Asphalt prices on the rise**

FO prices have increased by nearly ~26% on average basis in FY18 on the back of PKR depreciation and rise in international oil prices. In 1QFY19, FO prices have further escalated and consequently margins average around PKR 2,297/ton compared to FY18 average of PKR 1,415/ton, up by +62%YoY. As a result, APL has benefited most as it only witnessed 2%YoY drop in sales in FY18 while margins escalated by +62%YoY. APL witnessed depressed FO sales only during Nov-Dec'17 as it supplies most of its FO to Attock Gen Power plant which resumed operations due to its high efficiency and to meet demand and supply gap. Furthermore, asphalt prices have also been on the rise due to higher demand amid rise in infrastructure development. As a result, asphalt sales have risen to PKR 17.9bn in FY18 compared to PKR 11.58bn in FY17; APL holds more than 70% market share in Asphalt segment, which is a higher margin product for OMCs.

**Cash rich balance sheet with no debt pose no risk to earnings during monetary tightening cycle**

APL currently holds cash of PKR 4.12bn or PKR 42.2/share as at Jun-18 with no long-term or short-term debt obligation. As a result, the Company earnings stand immune to rise in interest rate (150bps hike in last two months) and would not stand as a hurdle in the way of storage facility and retail outlet expansion. With a negative cash cycle of 2.4 days, APL working capital stands healthy compared to its peers. Furthermore, with no reliance on direct imports, Company also stands relatively immune to foreign exchange losses compared to HASCOL and PSO.

Exhibit:  
**Strong cash position with negative Cash cycle**

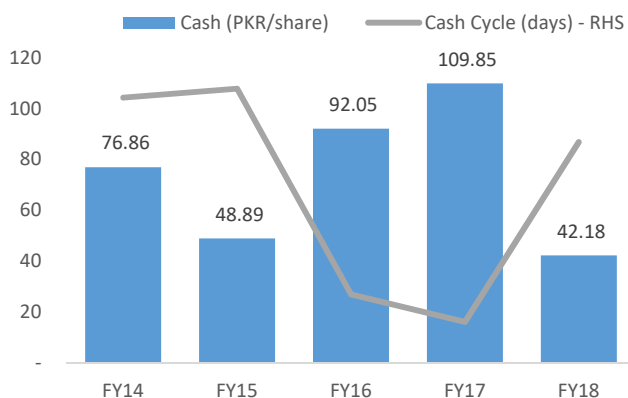
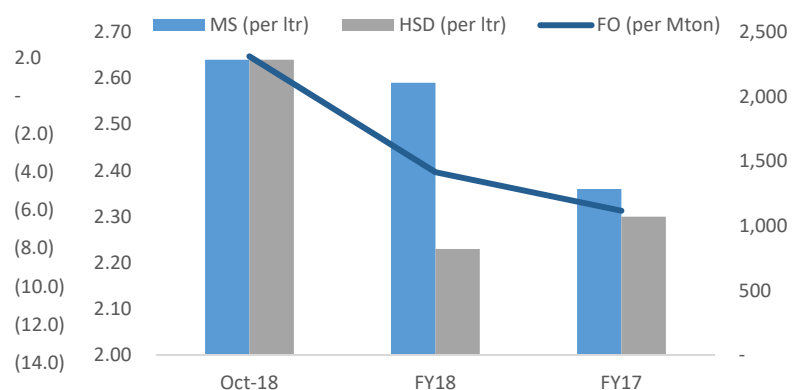


Exhibit:  
**FO Margins on the rise**



Source: IGI Research, Company Accounts, OCAC

### Earning reported at PKR 56.83/share during FY18, up by +7%YoY

APL reported financial results for 4QFY18 with earnings clocking in at PKR 1.39bn (EPS PKR 13.99) as compared to PKR 0.94bn (EPS PKR 9.44) in the same period last year, up +48%YoY. We attribute this to a) +18%YoY rise in MS volumes, b) increased margins for MS of PKR 2.55/ltr compared to PKR 2.41/ltr in the same period last year, c) inventory gains owing to rise in oil prices and, d) inflated margins of asphalt due to surge in oil prices along with increase in sales due to higher demand amid rise in infrastructure development. Furthermore sales of MS posted above industry growth owing to addition of 10 new retail outlet during 4QFY18 to stand at 629. The company also announced bonus issue of 20% along with cash dividend of PKR 25.0/share.

This brings FY18 earnings to PKR 5.66bn (EPS PKR 56.83) up by +7%YoY compared to PKR 5.30bn (EPS PKR 53.24) in the same period last year. The marginal growth is primarily attributable to inventory gains due to rise in oil price and reversal of provision of charges relating to Worker Welfare Fund last year. Further the Company posted +13%YoY growth in MS sales led by addition of 25 new retail outlet. Total cash dividend for FY18 stands at PKR 40.0/share.

Exhibit:

#### Financial Highlights

PKRmn	4QFY18	4QFY17	YoY	FY18	FY17	YoY
Net Sales	55,985	42,487	32%	177,344	138,661	28%
Gross Profit	2,873	1,609	79%	9,743	7,335	33%
S&D expense	657	499	32%	2,543	1,881	35%
Other Charges / (income)	132	75	75%	439	(301)	-246%
Other Op. Income	280	201	40%	885	913	-3%
EBIT	2,496	1,311	90%	8,085	6,367	27%
Finance Income / (cost)	147	197	-25%	678	813	-17%
Profit Before Taxation	2,377	1,553	53%	8,289	7,699	8%
Taxation	984	613	60%	2,633	2,400	10%
Profit After Taxation	1,393	940	48%	5,656	5,299	7%
<b>EPS (PKR) Bonus adjusted</b>	13.99	9.44		56.83	53.24	
DPS (PKR)	25.00	27.50		40.00	42.50	

### Target price slightly revised to PKR 532.6/share offering 25% upside; 'BUY' call maintained

We still maintain a 'BUY' call on APL with our revised Dec-18 target price of PKR 532.6/share offering 25% upside from last close. The Company is currently trading at FY19F P/E of 7.5x and offers the highest dividend yield of 10.1% among its peers.

## Important Disclaimer and Disclosures

**Research Analyst(s) Certification:** The Research Analyst(s) hereby certify that the views about the company/companies and the security/securities discussed in this report accurately reflect his or her or their personal views and that he/she has not received and will not receive direct or indirect compensation in exchange for expressing specific recommendations or views in this report. The analyst(s) is principally responsible for the preparation of this research report and that he/she or his/her close family/relative does not own 1% or more of a class of common equity securities of the following company/companies covered in this report.

**Disclaimer:** The information and opinions contained herein are prepared by IGI Finex Securities Limited and is for information purposes only. Whilst every effort has been made to ensure that all the information (including any recommendations or opinions expressed) contained in this document (the information) is not misleading or unreliable, IGI Finex Securities Limited makes no representation as to the accuracy or completeness of the information. Neither, IGI Finex Securities Limited nor any director, officer or employee of IGI Finex Securities Limited shall in any manner be liable or responsible for any loss that may be occasioned as consequence of a party relying on the information. This document takes no account of the investment objectives, financial situation and particular needs of investors, who shall seek further professional advice before making any investment decision. This document and the information may not be reproduced, distributed or published by any recipient for any purpose. This report is not directed or intended for distribution to, or use by any person or entity not a client of IGI Finex Securities Limited, else directed for distribution.

**Rating system:** IGI Finex Securities employs three tier ratings system, depending upon expected total return (return is defined as capital gain exclusive of tax) of the security in stated time period, as follows:

Recommendation	Rating System
Buy	If target price on aforementioned security(ies) is more than 10%, from its last closing price(s)
Hold	If target price on aforementioned security(ies) is in between -10% and 10%, from its last closing price(s)
Sell	If target price on aforementioned security(ies) is less than -10%, from its last closing price(s)

**Time Horizon:** Dec – 2018

**Valuation Methodology:** The analyst(s) has used following valuation methodology to arrive at the target price of the said security (ies):  
(Discounted Cash Flow)

**Risk:** Investment in securities are subject to economic risk, market risk, interest rate risks, currency risks, and credit risks, political and geopolitical risks. The performance of company (ies) covered herein might unfavorably be affected by multiple factors including, business, economic, and political conditions. Hence, there is no assurance or guarantee that estimates, recommendation, opinion, etc. given about the security (ies)/company (ies) in the report will be achieved.

**Basic Definitions and Terminologies used:** **Target Price:** A price target is the projected price level of a financial security stated by an investment analyst or advisor. It represents a security's price that, if achieved, results in a trader recognizing the best possible outcome for his investment, Last Closing: Latest closing price, Market Cap.: Market capitalization is calculated by multiplying a company's shares outstanding by current trading price. EPS: Earnings per Share. DPS: Dividend per Share. ROE: Return on equity is the amount of net income returned as a percentage of shareholders' equity. P/E: Price to Earnings ratio of a company's share price to its per-share earnings. P/B: Price to Book ratio used to compare a stock's market value to its book value. DY: The dividend yield is dividend per share, divided by the price per share. CY/FY: Calendar/Fiscal/Financial Year. YoY/ QoQ/ MoM: Year-on-Year, Quarter-on-Quarter, Month-on-Month. Th /Mn /Bn /Tn: Thousands/Million/Billion/Trillion.

IGI Finex Securities Limited

**Research Analyst(s)**

Research Identity Number: BRP009

© Copyright 2018 IGI Finex Securities Limited

## Contact Details

### Research Team

Saad Khan	Head of Research	Tel: (+92-21) 111-234-234 Ext: 810	saad.khan@igi.com.pk
Abdullah Farhan	Senior Analyst	Tel: (+92-21) 111-234-234 Ext: 912	abdullah.farhan@igi.com.pk
Suleman Ashraf	Research Analyst	Tel: (+92-21) 111-234-234 Ext: 957	suleman.ashraf@igi.com.pk
Muhammad Saad	Research Analyst	Tel: (+92-21) 111-234-234 Ext: 816	muhammad.saad@igi.com.pk
Umesh Solanki	Database Manager	Tel: (+92-21) 111-234-234 Ext: 974	umesh.solanki@igi.com.pk

### Equity Sales

Faisal Jawed Khan	Head of Equities	Tel: (+92-21) 35301779	faisal.jawed@igi.com.pk
Zaeem Haider Khan	Regional Head (North)	Tel: (+92-42) 35777863-70	zaeem.haider@igi.com.pk
Muhammad Naveed	Regional Manager (Islamabad & Upper North)	Tel: (+92-51) 2604861-62	muhammad.naveed@igi.com.pk
Ejaz Rana	Regional Manager (Faisalabad)	Tel: (+92-41) 2540843-45	ejaz.rana@igi.com.pk
Asif Saleem	Branch Manager (RY Khan)	Tel: (+92-68) 5871652-56	asif.saleem@igi.com.pk
Mehtab Ali	Branch Manager (Multan)	Tel: (+92-61) 4512003	mahtab.ali@igi.com.pk
Zeeshan Kayani	Branch Manager (Abbottabad)	Tel: (+92-992) 408243-44	zeeshan.kayani@igi.com.pk
Ihsan Mohammad	Branch Manager (Peshawar)	Tel: (92-91) 5253035	ihsan.mohammad@igi.com.pk

### IGI Finex Securities Limited

Trading Rights Entitlement Certificate (TREC) Holder of  
Pakistan Stock Exchange Limited |  
Corporate member of Pakistan Mercantile Exchange Limited

### Head Office

Suite No 701-713, 7th Floor, The Forum, G-20,  
Khayaban-e-Jami Block-09, Clifton, Karachi-75600  
UAN: (+92-21) 111-444-001 | (+92-21) 111-234-234  
Fax: (+92-21) 35309169, 35301780  
Website: www.igisecurities.com.pk

### Stock Exchange Office

Room # 134, 3rd Floor, PSX Building,  
Stock Exchange Road, Karachi.  
Tel: (+92-21) 32429613-4, 32462651-2,  
Fax: (+92-21) 32429607

### Lahore Office

Shop # G-009, Ground Floor,  
Packages Mall  
Tel: (+92-42) 35777863-70, 35876075-76  
Fax: (+92-42) 35763542

### Faisalabad Office

Room #: 515-516, 5th Floor, State Life  
Building, 2- Liaqat Road  
Tel: (+92-41) 2540843-45  
Fax: (+92-41) 2540815

### Multan Office

Mezzanine Floor, Abdali Tower,  
Abdali Road  
Tel: (92-992) 408243 - 44

### Peshawar Office

2nd Floor, The Mall Tower,  
35 The Mall Peshawar Cantt.  
Tel: (92-91) 5253035, 5278448

### Islamabad Office

Mezzanine Floor, Office 5, 6 & 7, Kashmir Plaza,  
Block- B, Jinnah Avenue, Blue Area  
Tel: (+92-51) 2604861-2, 2604864, 2273439  
Fax: (+92-51) 2273861

### Rahim Yar Khan Office

Plot # 12, Basement of Khalid Market,  
Model Town, Town Hall Road  
Tel: (+92-68) 5871653-6, 5871652  
Fax: (+92-68) 5871651

### Abbottabad Office

Ground Floor, Al Fatah Shopping Center,  
Opp. Radio Station, Mansehra Road  
Tel: (+92-99) 2408243 - 44

### Sialkot Office

Suite No. 10 & 11, 1st Floor, Soni Square,  
Mubarik Pura  
Tel: (+92-52) 3258437, 3258762

IGI Finex Securities Limited

### Research Analyst(s)

Research Identity Number: BRP009

© Copyright 2018 IGI Finex Securities Limited