

# Day Break

Thursday, 23 April 2020

## COMPANY UPDATE

### Pakistan Oilfields Limited

Oil & Gas Exploration Companies

**Recommendation** BUY

Target Price: Dec/20 449.8

Last Closing: 22-Apr-20 264.0

Upside (%): 70.4

Valuation Methodology: Reserve based - Discounted  
Cash Flow (DCF)

Time Horizon: 8M

#### Market Data

Bloomberg Tkr. POL PA

Shares (mn) 283.9

Free Float Shares (mn) 129.8

Free Float Shares (%) 45.7%

Market Cap (PKRbn | USDmn) 74.9 | 485.6

Exchange KSE 100

**Price Info.** 90D 06M 12M

Abs. Return (36.6) (23.3) (35.1)

Lo 241.1 241.1 241.1

Hi 457.8 473.4 473.4

#### Key Company Financials

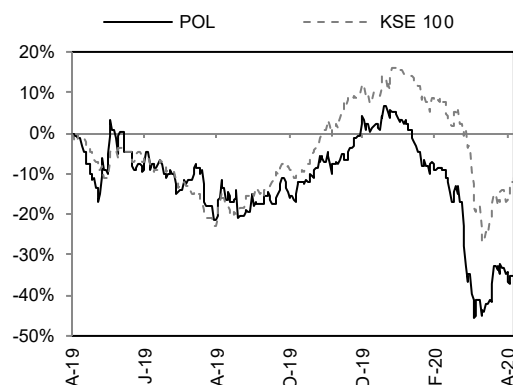
Period End: Jun

PKRbn	2019e	2020f	2021f	2022f
Total Revenue	44.0	38.7	36.3	36.3
Net Income	16.9	13.2	11.9	12.0
EPS (PKR)	59.4	46.6	41.8	42.1
DPS (PKR)	50.0	40.0	39.0	40.0
Total Assets	81.5	79.1	78.7	78.9
Total Equity	38.1	39.9	40.7	41.3

#### Key Financial Ratios

ROE (%)	35.4	47.6	33.9	29.4
P/E (x)	4.4	5.7	6.3	6.3
P/B (x)	2.3	2.0	1.9	1.8
DY (%)	18.9	15.2	14.8	15.2

#### Relative Price Performance



Source: Bloomberg, PSX & IGI Research

#### Abdullah Farhan

Analyst

Abdullah.farhan@igi.com.pk

Tel: (+92-21) 111-234-234 Ext.: 912

## Oil & Gas Exploration Companies

### POL: Despite lower oil prices, weaker PKR and lower exploration cost to lift 3QFY20 EPS to PKR 13.47

- ✓ Pakistan Oilfields Limited's (POL) board meeting is scheduled on 23<sup>rd</sup> Apr-20 to announce financial result for 3QFY20, where we expect the company to post earnings of PKR 3.82bn (EPS PKR 13.47), up by +16%YoY,
- ✓ We estimate incline in earnings on the back a) 11%YoY PKR depreciation despite 15%YoY drop in oil prices, b) lower exploration cost amid no dry well expense and, c) higher other income amid exchange gains,
- ✓ On quarterly basis, earnings are expected to drop by 16%QoQ on the back of 17QoQ drop in oil prices, average exchange rate appreciation by 1%QoQ and higher operating expenses,
- ✓ We recommend a 'BUY' stance on POL with our Dec-20 target price of PKR 449.8/share offering 70% upside from last close. The company is currently trading at FY21 P/E of 6.3x.

#### Earnings to clock in at PKR 13.47/share for 3QFY20, up by +16%YoY

Pakistan Oilfields Limited's (POL) board meeting is scheduled on 23<sup>rd</sup> Apr-20 to announce financial result for 3QFY20, where we expect the company to post earnings of PKR 3.82bn (EPS PKR 13.47), up by +16%YoY, compared to PKR 3.29bn (EPS PKR 11.58) in the same period last year. We estimate incline in earnings on the back a) 11%YoY PKR depreciation despite 15%YoY drop in oil prices, b) lower exploration cost amid no dry well expense and, c) higher other income amid exchange gains. Oil /LPG production was down by 8%/2%YoY. To note, POL did not incur any dry well cost during the quarter, however, exploration cost is estimated to remain on higher side owing to higher seismic data acquisition (Ikhlas-POL operated and Tal-operated by MOL). This brings total profitability for 9MFY20E to PKR 12.39bn (EPS PKR 43.66) compared to PKR 11.18 (EPS PKR 39.37) in the same period last year.

#### Lower oil prices to drag EPS down on quarterly basis

On quarterly basis, earnings are expected to drop by 16%QoQ on the back of 17QoQ drop in oil prices, average exchange rate appreciation by 1%QoQ and higher operating expenses.

#### Exhibit: POL Financial Highlights

PKRmn	3QFY20E	3QFY19	YoY	9MFY20E	9MFY19	YoY
Net Sales	10,193	10,682	-5%	31,905	32,891	-3%
Operating Costs	3,348	2,822	19%	8,397	8,326	1%
Royalty	1,117	1,087	3%	3,457	3,331	4%
Amortization Cost	768	1,014	-24%	2,013	2,817	-29%
Gross Profit	4,876	5,683	-14%	17,808	18,185	-2%
Exploration Costs	369	1,097	-66%	1,159	1,907	-39%
Finance Cost	1,140	315	261%	1,588	2,064	-23%
Other Income	2,279	849	169%	3,453	3,975	-13%
PBT	5,238	4,722	11%	17,191	16,819	2%
PAT	3,824	3,287	16%	12,392	11,176	11%
EPS (PKR)	13.47	11.58		43.66	39.37	
DPS (PKR)	-	-		20.00	20.00	

Source: IGI Research and Company Financials

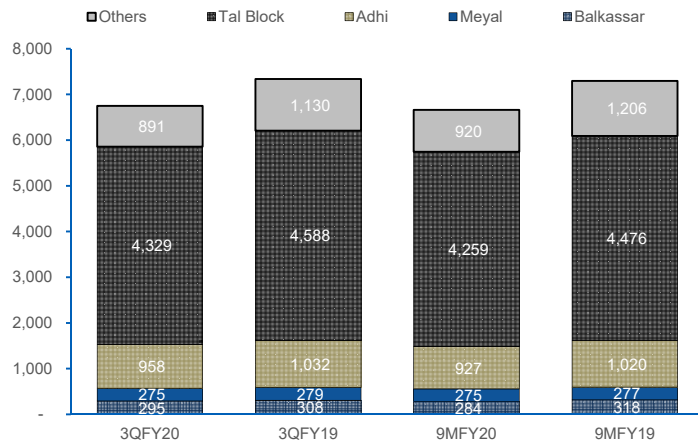
No of Shares: 283.86mn

### Oil production down by 8%YoY while gas production remained flat during 3QFY20

Total gas production for the Company remained flat on the back of higher production from Tal block (led by Makori Deep) whereas lower production was recorded from Adhi. This brings total gas production for 9MFY20 to 88mmcf down by 1%YoY. Oil production also fell by 8%YoY on account of lower production from Adhi and Tal block. This brings total oil production to 6,664bopd down by 9%YoY for 9MFY20.

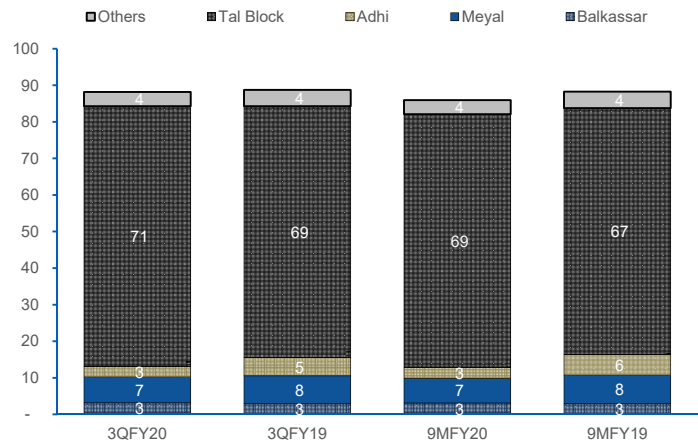
#### Exhibit: POL oil production (bopd)

Oil production remained low due to lower production from Tal Block and Adhi



#### Exhibit: POL gas production (mmcf)

Gas production remained flat due to higher production from Tal Block whereas Adhi production declined



### Recommendation

We recommend a 'BUY' stance on POL with our Dec-20 target price of PKR 449.8/share offering 70% upside from last close. The company is currently trading at FY21 P/E of 6.3x.

## Important Disclaimer and Disclosures

**Research Analyst(s) Certification:** The Research Analyst(s) hereby certify that the views about the company/companies and the security/securities discussed in this report accurately reflect his or her or their personal views and that he/she has not received and will not receive direct or indirect compensation in exchange for expressing specific recommendations or views in this report. The analyst(s) is principally responsible for the preparation of this research report and that he/she or his/her close family/relative does not own 1% or more of a class of common equity securities of the following company/companies covered in this report.

**Disclaimer:** The information and opinions contained herein are prepared by IGI Finex Securities Limited and is for information purposes only. Whilst every effort has been made to ensure that all the information (including any recommendations or opinions expressed) contained in this document (the information) is not misleading or unreliable, IGI Finex Securities Limited makes no representation as to the accuracy or completeness of the information. Neither, IGI Finex Securities Limited nor any director, officer or employee of IGI Finex Securities Limited shall in any manner be liable or responsible for any loss that may be occasioned as consequence of a party relying on the information. This document takes no account of the investment objectives, financial situation and particular needs of investors, who shall seek further professional advice before making any investment decision. The subject Company (ies) is a client of the IGI Finex Securities Limited and IGI Finex Securities offers brokerage services to subject company (ies) on a regular basis, in line with industry practice. This document and the information may not be reproduced, distributed or published by any recipient for any purpose. This report is not directed or intended for distribution to, or use by any person or entity not a client of IGI Finex Securities Limited, else directed for distribution.

**Rating system:** IGI Finex Securities employs three tier ratings system, depending upon expected total return (return is defined as capital gain exclusive of tax) of the security in stated time period, as follows:

Recommendation	Rating System
Buy	If target price on aforementioned security(ies) is more than 10%, from its last closing price(s)
Hold	If target price on aforementioned security(ies) is in between -10% and 10%, from its last closing price(s)
Sell	If target price on aforementioned security(ies) is less than -10%, from its last closing price(s)

**Time Horizon:** Dec – 2020

**Valuation Methodology:** The analyst(s) has used following valuation methodology to arrive at the target price of the said security (ies):  
(Discounted Cash Flow)

**Risk:** Investment in securities are subject to economic risk, market risk, interest rate risks, currency risks, and credit risks, political and geopolitical risks. The performance of company (ies) covered herein might unfavorably be affected by multiple factors including, business, economic, and political conditions. Hence, there is no assurance or guarantee that estimates, recommendation, opinion, etc. given about the security (ies)/company (ies) in the report will be achieved.

**Basic Definitions and Terminologies used:** **Target Price:** A price target is the projected price level of a financial security stated by an investment analyst or advisor. It represents a security's price that, if achieved, results in a trader recognizing the best possible outcome for his investment, **Last Closing:** Latest closing price, **Market Cap.:** Market capitalization is calculated by multiplying a company's shares outstanding by current trading price. **EPS:** Earnings per Share. **DPS:** Dividend per Share. **ROE:** Return on equity is the amount of net income returned as a percentage of shareholders' equity. **P/E:** Price to Earnings ratio of a company's share price to its per-share earnings. **P/B:** Price to Book ratio used to compare a stock's market value to its book value. **DY:** The dividend yield is dividend per share, divided by the price per share.

IGI Finex Securities Limited

**Research Analyst(s)**

Research Identity Number: BRP009

© Copyright 2020 IGI Finex Securities Limited


**Jama Punji**  
 سرمایہ کاری سمجھداری کے ساتھ  
<http://www.jamapunji.pk>

## Contact Details

### Research Team

Saad Khan	Head of Research	Tel: (+92-21) 111-234-234 Ext: 810	saad.khan@igi.com.pk
Abdullah Farhan	Senior Analyst	Tel: (+92-21) 111-234-234 Ext: 912	abdullah.farhan@igi.com.pk
Muhammad Saad	Research Analyst	Tel: (+92-21) 111-234-234 Ext: 816	muhammad.saad@igi.com.pk
Bharat Kishore	Database Officer	Tel: (+92-21) 111-234-234 Ext: 974	bharat.kishore@igi.com.pk

### Equity Sales

Faisal Jawed Khan	Head of Equities	Tel: (+92-21) 35301779	faisal.jawed@igi.com.pk
Zaeem Haider Khan	Regional Head (North)	Tel: (+92-42) 38303559-68	zaeem.haider@igi.com.pk
Muhammad Naveed	Regional Manager (Islamabad & Upper North)	Tel: (+92-51) 2604861-62	muhammad.naveed@igi.com.pk
Irfan Ali	Regional Manager (Faisalabad)	Tel: (+92-41) 2540843-45	irfan.ali@igi.com.pk
Asif Saleem	Branch Manager (RY Khan)	Tel: (+92-68) 5871652-56	asif.saleem@igi.com.pk
Mehtab Ali	Branch Manager (Multan)	Tel: (+92-61) 4512003	mahtab.ali@igi.com.pk
Zeeshan Kayani	Branch Manager (Abbottabad)	Tel: (+92-992) 408243-44	zeeshan.kayani@igi.com.pk

### IGI Finex Securities Limited

Trading Rights Entitlement Certificate (TREC) Holder of  
Pakistan Stock Exchange Limited |  
Corporate member of Pakistan Mercantile Exchange Limited

### Head Office

Suite No 701-713, 7th Floor, The Forum, G-20,  
Khayaban-e-Jami Block-09, Clifton, Karachi-75600  
UAN: (+92-21) 111-444-001 | (+92-21) 111-234-234  
Fax: (+92-21) 35309169, 35301780  
Website: www.igisecurities.com.pk

### Stock Exchange Office

Room # 134, 3rd Floor, Stock Exchange Building,  
Stock Exchange Road, Karachi.  
Tel: (+92-21) 32429613-4, 32462651-2  
Fax: (+92-21) 32429607

<b>Lahore Office</b> Shop # G-009, Ground Floor, Packages Mall Tel: (+92-42) 38303560-69 Fax: (+92-42) 38303559	<b>Islamabad Office</b> Mezzanine Floor, Office 5, 6 & 7, Kashmir Plaza, Block- B, Jinnah Avenue, Blue Area Tel: (+92-51) 2604861-2, 2604864, 2273439 Fax: (+92-51) 2273861
<b>Faisalabad Office</b> Room #: 515-516, 5th Floor, State Life Building, 2- Liaqat Road Tel: (+92-41) 2540843-45 Fax: (+92-41) 2540815	<b>Rahim Yar Khan Office</b> Plot # 12, Basement of Khalid Market, Model Town, Town Hall Road Tel: (+92-68) 5871652-3 Fax: (+92-68) 5871651
<b>Multan Office</b> Mezzanine Floor, Abdali Tower, Abdali Road Tel: (92-61) 4512003, 4571183	

IGI Finex Securities Limited

### Research Analyst(s)

Research Identity Number: BRP009

© Copyright 2020 IGI Finex Securities Limited