

Day Break

Tuesday, 28 April 2020



COMPANY UPDATE

Pakistan State Oil Company Limited

Oil & Gas Marketing Companies

Recommendation	BUY
Target Price: Dec/20	248.5
Last Closing: 27-Apr-20	140.6
Upside (%):	76.8
Valuation Methodology:	Discounted Cash Flow (DCF)

Time Horizon: 8M

Market Data

Bloomberg Tkr.	PSO PA		
Shares (mn)	469.5		
Free Float Shares (mn)	211.3		
Free Float Shares (%)	45.0%		
Market Cap (PKRbn USDmn)	66.0	427.6	
Exchange	KSE 100		
Price Info.	90D	06M	12M
Abs. Return	(29.6)	7.7	(27.2)
Lo	114.0	114.0	114.0
Hi	216.1	216.9	216.9

Key Company Financials

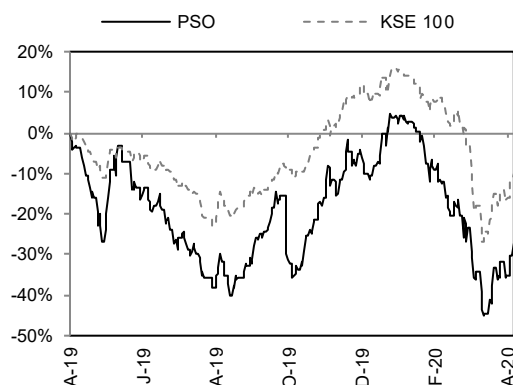
Period End: Jun

PKRbn	2019e	2020f	2021f	2022f
Total Revenue	1,154.3	1,000.9	771.4	908.9
Net Income	10.6	9.7	9.4	13.8
EPS (PKR)	22.5	20.7	19.9	29.3
DPS (PKR)	10.0	8.0	7.0	11.0
Total Assets	417.1	386.8	370.6	366.1
Total Equity	119.2	126.1	132.0	140.7

Key Financial Ratios

ROE (%)	14.5	9.2	7.9	7.3
P/E (x)	6.2	6.8	7.0	4.8
P/B (x)	0.6	0.6	0.5	0.5
DY (%)	7.1	5.7	5.0	7.8

Relative Price Performance



Source: Bloomberg, PSX & IGI Research

Abdullah Farhan

Analyst

Abdullah.farhan@igi.com.pk

Tel: (+92-21) 111-234-234 Ext.: 912

Oil & Gas Marketing Companies

PSO: Earnings to clock in at PKR 4.58 on account of higher penal income and inventory gains

- ✓ Pakistan State Oil Company Limited's (PSO) board meeting is scheduled on 29th Apr-20 to announce financial result for 3QFY20, where we expect the company to post earnings of PKR 2.15bn (EPS PKR 4.58), up by +28%YoY,
- ✓ We estimate incline in earnings on the back a) likely inventory gains and, b) elevated other income owing higher penal income. However, growth in earnings is expected to be limited by 26%YoY drop in total volumes led by 69%/23%/7%YoY decline in FO/MS/HSD sales,
- ✓ On quarterly basis, earnings are expected to drop by 26%QoQ during 3QFY20. We expect the decline in earnings on sequential basis on the back of a) absence of exchange gains booked in 2QFY20, b) drop in other income on account of lower penal interest income and, c) 34%QoQ drop in total volumes led by FO/HSD/MS
- ✓ We recommend a "BUY" stance on PSO with our Dec-20 target price of PKR 249/share offering 77% upside from last close. The company is currently trading at FY21 P/E of 7.0x.

Earnings to clock in at PKR 4.58/share for 3QFY20, up by +28%YoY

Pakistan State Oil Company Limited's (PSO) board meeting is scheduled on 29th Apr-20 to announce financial result for 3QFY20, where we expect the company to post earnings of PKR 2.15bn (EPS PKR 4.58), up by +28%YoY, compared to PKR 1.68bn (EPS PKR 3.57) in the same period last year. We estimate incline in earnings on the back a) likely inventory gains and, b) elevated other income owing higher penal income. However, growth in earnings is expected to be limited by 26%YoY drop in total volumes led by 69%/23%/7%YoY decline in FO/MS/HSD sales. We expect exchange losses to remain on the lower side owing to 60 day period allowed by ECC to adjust exchange rate movement. For inventory gains we estimate gains on MS due to lower storage capacity and increase in PDL while on HSD we estimate inventory losses which would likely be offset by favorable movement in PDL.

Exhibit: Financial Highlights

PKRmn	3QFY20	3QFY19	YoY	9MFY20E	9MFY19	YoY
Net Sales	250,161	246,656	1%	892,499	818,508	9%
Gross Profit	7,748	7,887	-2%	25,425	23,884	6%
Operating Costs	4,516	2,557	77%	11,886	10,089	18%
Other Op. Income	4,167	942	342%	11,146	3,592	210%
EBIT	7,399	6,272	18%	24,685	17,387	42%
Finance Cost	3,869	2,920	32%	10,409	6,776	54%
PBT	3,585	3,500	2%	14,643	10,693	37%
Taxation	1,434	1,823	-21%	6,057	4,767	27%
PAT	2,151	1,677	28%	8,586	5,926	45%
EPS (PKR)	4.58	3.57		18.29	12.62	
DPS (PKR)	-	-		-	-	

Source: IGI Research, Company Financials

No of Shares: 469.47mn

Earnings to drop by 26%QoQ in the absence of exchange gains and lower volumes

On quarterly basis, earnings are expected to drop by 26%QoQ during 3QFY20. We expect the decline in earnings on sequential basis on the back of a) absence

of exchange gains booked in 2QFY20, b) drop in other income on account of lower penal interest income and, c) 34%QoQ drop in total volumes led by FO/HSD/MS.

Volumes depict 26%YoY drop during 3QFY20

Total volumes for PSO were down by 26%YoY primarily led by FO/HSD/MS down by 69%/23%/7%YoY. This drop in volumes includes only 1-1.5 week impact of lockdown due to Covid-19 towards end of Mar-20. Thus total volumes are down by 2%YoY during 9MFY20 primarily led by 24%/3%YoY drop in FO/HSD sales however MS volumes are up by +6%YoY. PSO performed relatively better compared to the industry where total volumes are down by 11%YoY during 9MFY20 led by 33%/15%/1%YoY drop in FO/HSD/MS sales.

Exhibit: PSO total volumes for 9MFY20 (mn mtons)

Total volumes are down by 26%YoY during 3QFY20 led by FO/HSD

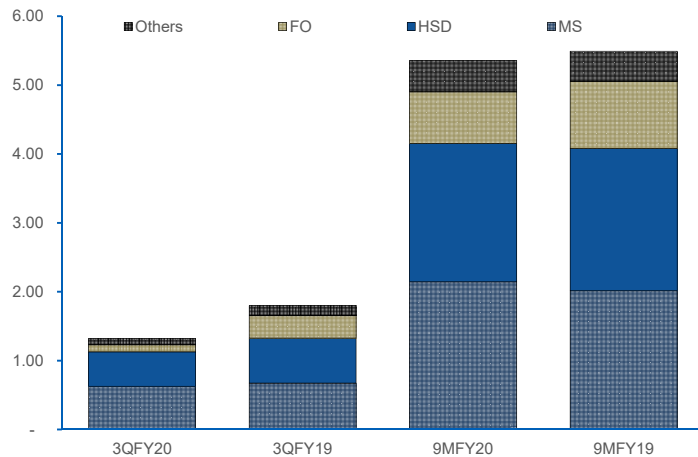
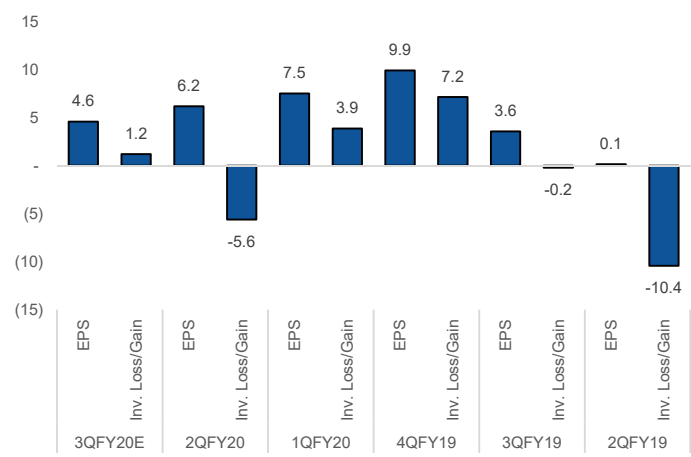


Exhibit: PSO EPS and inventory (losses)/gains (PKR/share)

PSO's quarterly EPS in comparison with contribution of inventory losses/gains before tax



Recommendation

We recommend a **“BUY”** stance on PSO with our Dec-20 target price of PKR 249/share offering 77% upside from last close. The company is currently trading at FY21 P/E of 7.0x.

Important Disclaimer and Disclosures

Research Analyst(s) Certification: The Research Analyst(s) hereby certify that the views about the company/companies and the security/securities discussed in this report accurately reflect his or her or their personal views and that he/she has not received and will not receive direct or indirect compensation in exchange for expressing specific recommendations or views in this report. The analyst(s) is principally responsible for the preparation of this research report and that he/she or his/her close family/relative does not own 1% or more of a class of common equity securities of the following company/companies covered in this report.

Disclaimer: The information and opinions contained herein are prepared by IGI Finex Securities Limited and is for information purposes only. Whilst every effort has been made to ensure that all the information (including any recommendations or opinions expressed) contained in this document (the information) is not misleading or unreliable, IGI Finex Securities Limited makes no representation as to the accuracy or completeness of the information. Neither, IGI Finex Securities Limited nor any director, officer or employee of IGI Finex Securities Limited shall in any manner be liable or responsible for any loss that may be occasioned as consequence of a party relying on the information. This document takes no account of the investment objectives, financial situation and particular needs of investors, who shall seek further professional advice before making any investment decision. The subject Company (ies) is a client of the IGI Finex Securities Limited and IGI Finex Securities offers brokerage services to subject company (ies) on a regular basis, in line with industry practice. This document and the information may not be reproduced, distributed or published by any recipient for any purpose. This report is not directed or intended for distribution to, or use by any person or entity not a client of IGI Finex Securities Limited, else directed for distribution.

Rating system: IGI Finex Securities employs three tier ratings system, depending upon expected total return (return is defined as capital gain exclusive of tax) of the security in stated time period, as follows:

Recommendation	Rating System
Buy	If target price on aforementioned security(ies) is more than 10%, from its last closing price(s)
Hold	If target price on aforementioned security(ies) is in between -10% and 10%, from its last closing price(s)
Sell	If target price on aforementioned security(ies) is less than -10%, from its last closing price(s)

Time Horizon: Dec – 2020

Valuation Methodology: The analyst(s) has used following valuation methodology to arrive at the target price of the said security (ies):
(Discounted Cash Flow)

Risk: Investment in securities are subject to economic risk, market risk, interest rate risks, currency risks, and credit risks, political and geopolitical risks. The performance of company (ies) covered herein might unfavorably be affected by multiple factors including, business, economic, and political conditions. Hence, there is no assurance or guarantee that estimates, recommendation, opinion, etc. given about the security (ies)/company (ies) in the report will be achieved.

Basic Definitions and Terminologies used: **Target Price:** A price target is the projected price level of a financial security stated by an investment analyst or advisor. It represents a security's price that, if achieved, results in a trader recognizing the best possible outcome for his investment, **Last Closing:** Latest closing price, **Market Cap.:** Market capitalization is calculated by multiplying a company's shares outstanding by current trading price. **EPS:** Earnings per Share. **DPS:** Dividend per Share. **ROE:** Return on equity is the amount of net income returned as a percentage of shareholders' equity. **P/E:** Price to Earnings ratio of a company's share price to its per-share earnings. **P/B:** Price to Book ratio used to compare a stock's market value to its book value. **DY:** The dividend yield is dividend per share, divided by the price per share.

IGI Finex Securities Limited

Research Analyst(s)

Research Identity Number: BRP009

© Copyright 2020 IGI Finex Securities Limited



Jama Punji
 سرمایہ کاری سمجھداری کے ساتھ
<http://www.jamapunji.pk>

Contact Details

Research Team

Saad Khan	Head of Research	Tel: (+92-21) 111-234-234 Ext: 810	saad.khan@igi.com.pk
Abdullah Farhan	Senior Analyst	Tel: (+92-21) 111-234-234 Ext: 912	abdullah.farhan@igi.com.pk
Muhammad Saad	Research Analyst	Tel: (+92-21) 111-234-234 Ext: 816	muhammad.saad@igi.com.pk
Bharat Kishore	Database Officer	Tel: (+92-21) 111-234-234 Ext: 974	bharat.kishore@igi.com.pk

Equity Sales

Faisal Jawed Khan	Head of Equities	Tel: (+92-21) 35301779	faisal.jawed@igi.com.pk
Zaeem Haider Khan	Regional Head (North)	Tel: (+92-42) 38303559-68	zaeem.haider@igi.com.pk
Muhammad Naveed	Regional Manager (Islamabad & Upper North)	Tel: (+92-51) 2604861-62	muhammad.naveed@igi.com.pk
Irfan Ali	Regional Manager (Faisalabad)	Tel: (+92-41) 2540843-45	irfan.ali@igi.com.pk
Asif Saleem	Branch Manager (RY Khan)	Tel: (+92-68) 5871652-56	asif.saleem@igi.com.pk
Mehtab Ali	Branch Manager (Multan)	Tel: (+92-61) 4512003	mahtab.ali@igi.com.pk
Zeeshan Kayani	Branch Manager (Abbottabad)	Tel: (+92-992) 408243-44	zeeshan.kayani@igi.com.pk

IGI Finex Securities Limited

Trading Rights Entitlement Certificate (TREC) Holder of
Pakistan Stock Exchange Limited |
Corporate member of Pakistan Mercantile Exchange Limited

Head Office

Suite No 701-713, 7th Floor, The Forum, G-20,
Khayaban-e-Jami Block-09, Clifton, Karachi-75600
UAN: (+92-21) 111-444-001 | (+92-21) 111-234-234
Fax: (+92-21) 35309169, 35301780
Website: www.igisecurities.com.pk

Stock Exchange Office

Room # 134, 3rd Floor, Stock Exchange Building,
Stock Exchange Road, Karachi.
Tel: (+92-21) 32429613-4, 32462651-2
Fax: (+92-21) 32429607

Lahore Office Shop # G-009, Ground Floor, Packages Mall Tel: (+92-42) 38303560-69 Fax: (+92-42) 38303559	Islamabad Office Mezzanine Floor, Office 5, 6 & 7, Kashmir Plaza, Block- B, Jinnah Avenue, Blue Area Tel: (+92-51) 2604861-2, 2604864, 2273439 Fax: (+92-51) 2273861
Faisalabad Office Room #: 515-516, 5th Floor, State Life Building, 2- Liaqat Road Tel: (+92-41) 2540843-45 Fax: (+92-41) 2540815	Rahim Yar Khan Office Plot # 12, Basement of Khalid Market, Model Town, Town Hall Road Tel: (+92-68) 5871652-3 Fax: (+92-68) 5871651
Multan Office Mezzanine Floor, Abdali Tower, Abdali Road Tel: (92-61) 4512003, 4571183	

IGI Finex Securities Limited

Research Analyst(s)

Research Identity Number: BRP009

© Copyright 2020 IGI Finex Securities Limited