







Pulse of the Market

- **US Dollar Index stays strong near 93.50 ahead of Powell testimony.**
- **The euro crept back above \$1.16, and was up 0.1% at \$1.1606.**
- **The yen has also bounced from a 19-month low and was similarly up 0.1% in Asia trade at 110.92 per dollar.**

Recent Interest Rates & US Treasury Yields

USD		0.25%
EUR		0.00%
GBP		0.25%
JPY		-0.10%
CAD		0.75%
AUD		0.10%
NZD		0.25%
	Change	Yield
2-yr Yield	+0.01	0.22%
5-yr Yield	+0.01	0.84%
10-yr Yield	+0.02	1.33%

The Dollar ended the third quarter with a meaningful technical breakout, backed by hearty fundamental themes previously ignored. Monetary policy forecasts find the Fed making a clear effort to acclimatize the markets to an impending taper, which would be a turning point in the bank's policy cycle. If risk trends collapse, the Fed may have to delay its plans to normalize; but the Dollar also has a safe haven appeal that could benefit in most scenarios. We are heading into the final quarter of 2021 with an unmistakable sense of change underway. The tempo of the global economic recovery from the pandemic-led recession slowed noticeably. Central banks were starting to ease up on their exceptional support structures, initially through 'tapering' their massive stimulus programs. Further, there were financial stains showing through different systemically important areas such as the Chinese real estate market and yet another standoff on the US debt ceiling. Such transitions bring uncertainty and frequently volatility. That represents a likely boon for the US Dollar given its liquidity and safe haven properties. Yet, as always, there are scenarios which could undermine the currency's traction. The dollar index which measures the U.S. currency against a basket of six major currencies - rose for the fourth consecutive day, to 94.112, its highest since early November last year. It was last up 0.4% at 94.115. Erik Nelson, macro strategist at Wells Fargo in New York, sees a further 2% to 3% upside in the dollar index. The greenback was also unfazed, even as U.S. Senate Republicans on Tuesday blocked a bid by President Joe Biden's Democrats to head off a potentially crippling U.S. credit default, with federal funding due to expire on Thursday and borrowing authority on around Oct. 18. There was little reprove for the yellow metal despite the risks associated with the US debt ceiling negotiations. In September, US benchmark stock indices saw some of the worst monthly performance since March 2020. In fact, the S&P 500 and Nasdaq 100 finished the third quarter little changed. More importantly, they trimmed most of their gains. The Dow Jones declined. The Federal Reserve narrative is propping up the US dollar and yields making for a problematic landscape for precious metals.

Time(GMT)		Economic Release	IMP	Actual	Forecast	Prior
01:30		GfK Consumer Confidence	High		-1.6	-1.2
06:00		Building Permits MoM (AUG)	Medium			-3.9%
10:00		U.K CBI Industrial Trends Orders	Medium		15	18
12:30		Average Weekly Earnings YoY	Medium			0.7%
19:00		Factory Orders MoM (AUG)	Medium		1%	0.4%
12:30		Goods Trade Balance Adv (AUG)	Medium			\$-86.38

Euro

Euro zone government bond yields drop on Monday, EUR/USD has been licking its wounds around the lows. An Atlantic inflation gap and several worries are set to keep the pressure .Monday's four-hour chart is pointing to further falls .The Euro has gotten hammered during the course of the week, as we have broken below the 1.16 level .The Euro has gotten hammered during the course of the week, as we have broken below the 1.16 level .A current conditions index fell to 26.3 from 30.8. An expectations index fell to 8.0 from 9.0.



Yen

Yen is showing limited movement in the Friday session. Currently, USD/JPY is trading at 111.11, down 0.11% on the day .The yen finally stopped a nasty slide against the US dollar on Thursday, which saw it fall around two percent .Interest rate at historically low. The yen is set to shrug off the new Japanese leadership and continue to weaken due to rising US bond yields. The yen weakened as far as 110.81 per dollar, matching a low on July 7, before trading little changed at 110.67. The yen also fell as higher U.S. yields attracted Japanese investor money.



British Pound

The British pound has recovered a bit more during the trading session on Friday, as we are now above the 1.35 handle again .The GBP/USD pair held on to its modest intraday gains near mid-1.3400sOverall, the GBP/USD traded with a low of 1.4109 and a high of 1.4170 .The British pound initially fell a bit during the trading session on Friday, but then turned around to rally quite significantly. The market recapture the 1.35 handle is a good sign.



Canadian Dollar

USD/CAD is currently trying to settle below the support at 1.2650 while the U.S. dollar is under pressure against a broad basket of currencies .The U.S. Dollar Index is testing the support at the 94 level. In case this test is successful, it will head towards 93.75 which will be bearish for USD/CAD .If USD/CAD gets back above the 20 EMA, it will head towards the next resistance level at 1.2710. A move above this level will open the way to the test of the next resistance at 1.2730.



Appendix

FOREX Closing Prices for October 1, 2021					
Currency	Open	High	Low	Close	Net Chg
EUR/USD	1.5772	1.1606	1.1561	1.5926	0.0139
USD/JPY	111.256	111.462	110.886	111.041	-0.228
GBP/USD	1.347	1.3573	1.3431	1.3542	0.007
USD/CHF	0.9315	0.9335	0.9279	0.9302	-0.0011
USD/CAD	1.2679	1.2736	1.2624	1.2636	-0.0041
EUR/JPY	128.808	129.013	128.525	128.743	-0.076
GBP/JPY	149.889	150.716	149.202	150.396	0.464
CHF/JPY	119.388	119.603	118.996	119.328	-0.102
AUD/JPY	80.412	80.776	79.868	80.657	0.27
EUR/GBP	0.8588	0.8622	0.8542	0.8557	-0.0034
EUR/CHF	1.0785	1.0806	1.0769	1.0785	-1E-04
GBP/CHF	1.255	1.2619	1.25	1.26	0.0051

Daily Pivot Points							
Contract	Trading Range						
	S3	S2	S1	Pivot	R1	R2	R3
EURUSD	1.44	1.2986	1.4456	1.3031	1.4501	1.3076	1.4546
USDJPY	110.22	110.55	110.80	111.13	111.37	111.71	111.95
GBPUSD	1.3316	1.3373	1.3458	1.3515	1.3600	1.3657	1.3742
USDCHF	0.9220	0.9249	0.9276	0.9305	0.9332	0.9361	0.9388
USDCAD	1.2483	1.2553	1.2595	1.2665	1.2707	1.2777	1.2819
EURJPY	128.02	128.27	128.51	128.76	129.00	129.25	129.48
GBPJPY	147.98	148.59	149.49	150.10	151.01	151.62	152.52
CHFJPY	118.41	118.70	119.02	119.31	119.62	119.92	120.23
AUDJPY	79.18	79.53	80.09	80.43	81.00	81.34	81.91
EURGBP	0.8445	0.8494	0.8525	0.8574	0.8605	0.8654	0.8685
EURCHF	1.0730	1.0750	1.0767	1.0787	1.0804	1.0824	1.0841
GBPCHF	1.2408	1.2454	1.2527	1.2573	1.2646	1.2692	1.2765

Sources: News, Charts & Quotes (Courtesy: Reuters, US Department Of Treasury)

Disclaimer: This document has been prepared by IGI Finex Securities Limited and is for information purposes only. Whilst every effort has been made to ensure that all the information (including any recommendations or opinions expressed) contained in this document (the information) is not misleading or unreliable, IGI Finex Securities Limited makes no representation as to the accuracy or completeness of the information. Neither IGI Finex Securities Limited nor any director, officer or employee of IGI Finex Securities Limited shall in any manner be liable or responsible for any loss that may be occasioned as consequence of a party relying on the information. This document takes no account of the investment objectives, financial situation and particular needs of investors, who shall seek further professional advice before making any investment decision. This document and the information may not be reproduced, distributed or published by any recipient for any purpose.

Contact Details

IGI Commodity Team

Zaeem Haider Khan	Head of Commodity	Cell: 0321-4772883	Tel: 042-3830559-68	zaeem.haider@igi.com.pk
Ehsan UI Haq	Trader – Lahore	Cell: 0321-4861015	Tel: 042-3830559-68	ehsan.haq@igi.com.pk
Momina Sohail	Trader – Lahore	Cell: 0301-6600005	Tel: 042-3830559-68	momina.sohail@igi.com.pk
Muhammad Naveed	Branch Manager – Islamabad	Cell: 0345-5599900	Tel: 051-2604861-62	muhammad.naveed@igi.com.pk
Shakeel Ahmad	Branch Manager – Faisalabad	Cell: 0300-9652121	Tel: 041-2540843-45	shaeel.ahmad1@igi.com.pk
Asif Saleem	Trader – Rahim Yar Khan	Cell: 0334-7358050	Tel: 068-5871652-6	asif.saleem@igi.com.pk
Mehtab Ali	Trader – Multan	Cell: 0300-6348471	Tel: 061-4512003	mehtab.ali@igi.com.pk

IGI Finex Securities Limited

Trading Rights Entitlement Certificate (TREC) Holder of
Pakistan Stock Exchange Limited |
Corporate member of Pakistan Mercantile Exchange Limited

Head Office

Suite No 701-713, 7th Floor, The Forum, G-20,
Khayaban-e-Jami Block-09, Clifton, Karachi-75600
UAN: (+92-21) 111-444-001 | (+92-21) 111-234-234
Fax: (+92-21) 35309169, 35301780
Website: www.igisecurities.com.pk

Stock Exchange Office

Room # 134, 3rd Floor, Stock Exchange Building,
Stock Exchange Road, Karachi.
Tel: (+92-21) 32429613-4, 32462651-2,
Fax: (+92-21) 32429607

Lahore Office

Shop # G-009, Ground Floor,
Packages Mall
Tel: (+92-42) 38303560-69
Fax: (+92-42) 38303559

Islamabad Office

3rd Floor, 85 East Kamran Center,
F-Block, Jinnah Avenue, Blue Area
Tel: (+92-51) 2604861-2, 2604864, 2273439
Fax: (+92-51) 2273861

Faisalabad Office

Room #: 515-516, 5th Floor, State Life
Building, 2- Liaqat Road
Tel: (+92-41) 2540843-45
Fax: (+92-41) 2540815

Rahim Yar Khan Office

Plot # 12, Basement of Khalid Market,
Model Town, Town Hall Road
Tel: (+92-68) 5871652-3
Fax: (+92-68) 5871651

Multan Office

Mezzanine Floor, Abdali Tower,
Abdali Road
Tel: (92-61) 4512003, 4571183