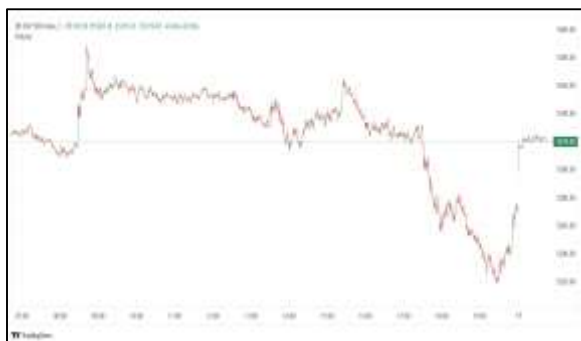


Commodities and Indices Market View

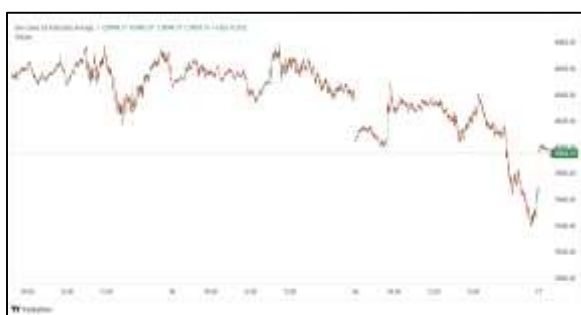
Monday, February 2, 2026



Technicals



S&P 500	RSI (20:80)	Sto Fast
	53.36	86.29% 81.14%



Dow Jones	RSI (20:80)	Sto Fast
	50.41	52.07% 46.89%

US Stock Market

DJIA	S&P 500	NASDAQ
48,892.47	6,939.03	23,461.82
-0.36%	-0.43%	-0.94%

Wall Street's main indexes closed lower on Friday as investors viewed President Donald Trump's nomination of former Federal Reserve Governor Kevin Warsh as a hawkish choice to succeed Federal Reserve Chair Jerome Powell, while also digesting earnings reports and a high inflation reading.

The Dow Jones Industrial Average (.DJI), fell 179.09 points, or 0.36%, to 48,892.47, the S&P 500 (.SPX), lost 29.98 points, or 0.43%, to 6,939.03 and the Nasdaq Composite (.IXIC), lost 223.30 points, or 0.94%, to 23,461.82. For the week, the S&P 500 rose 0.3%, the Dow fell 0.4% and the Nasdaq fell 0.2%

Declining issues outnumbered advancers by a 1.59-to-1 ratio on the NYSE where there were 247 new highs and 154 new lows.

On the Nasdaq, 1,599 stocks rose and 3,222 fell as declining issues outnumbered advancers by a 2.02-to-1 ratio.

The S&P 500 posted 19 new 52-week highs and 10 new lows while the Nasdaq Composite recorded 72 new highs and 205 new lows.

Major Economic Releases for Today

Period	Event	GMT	Forecast	Previous
FEB	Unemployment Rate (Q4)	2:45	5.30%	5.30%
FEB	Participation Rate (Q4)	2:45	--	70.30%
FEB	Employment Change (Q4)	2:45	0.30%	0.00%
FEB	Labour Cost Index (QoQ) (Q4)	2:45	0.50%	0.50%
FEB	Retail Sales (YoY) (Dec)	12:00	--	1.10%

Dow Jones Industrial Average

At the close in NYSE, the Dow Jones Industrial Average fell 0.36%. The best performers of the session on the Dow Jones Industrial Average were Verizon Communications Inc (NYSE:VZ), which rose 11.83% or 4.71 points to trade at 44.52 at the close. Meanwhile, Chevron Corp (NYSE:CVX) added 3.34% or 5.71 points to end at 176.90 and Coca-Cola Co (NYSE:KO) was up 1.88% or 1.38 points to 74.81 in late trade.

The worst performers of the session were Visa Inc Class A (NYSE:V), which fell 2.99% or 9.93 points to trade at 321.87 at the close. 3M Company (NYSE:MMM) declined 2.06% or 3.22 points to end at 153.16 and Unitedhealth Group (NYSE:UNH) was down 1.83% or 5.36 points to 286.93.

NASDAQ 100

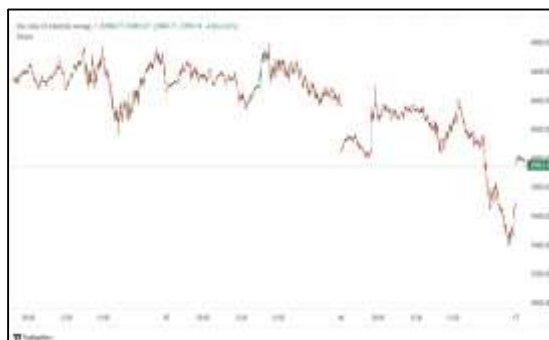
At the close in NYSE, the NASDAQ Composite index declined 0.94%. The top performers on the NASDAQ Composite were eLong Power Holding Ltd (NASDAQ:ELPW) which rose 3,141.11% to 13.94, Phoenix Asia Holdings Ltd (NASDAQ:PHOE) which was up 997.44% to settle at 133.12 and Innovation Beverage Group Ltd (NASDAQ:IBG) which gained 456.72% to close at 3.73.

The worst performers were Kaixin Auto Holdings (NASDAQ:KXIN) which was down 88.15% to 1.20 in late trade, Brand Engagement Network Inc (NASDAQ:BNAI) which lost 52.97% to settle at 24.75 and Twin Hospitality Group Inc (NASDAQ:TWNP) which was down 43.38% to 0.15 at the close.

OIL

Oil prices fell 4% on Monday as U.S. President Donald Trump said over the weekend Iran was "seriously talking" with Washington, signalling de-escalation with an OPEC member after risks of a military strike drove prices to multi-month highs.

Brent crude futures were down \$2.81, or 4.1%, to \$66.51 per barrel at 0325 GMT. U.S. West Texas Intermediate crude fell \$2.70, or 4.1%, to \$62.51 per barrel. Both contracts dropped sharply from the previous sessions.



Precious and Base Metals

Gold extended its fall on Monday with increases in CME precious metals margin requirements set to take effect on session close weighing on prices, while investors gauged U.S. President Donald Trump's Fed chair pick Kevin Warsh's approach to rate cuts.

Spot gold was down 3.3% at \$4,703.27 per ounce, as of 0259 GMT, after falling more than 5% earlier in the session to hit its lowest in more than two weeks. Bullion had scaled a record high of \$5,594.82 on Thursday. U.S. gold futures for April delivery were down 0.3% at \$4,729.20 per ounce.

Spot silver fell 5% to \$80.28 an ounce. It hit a record high of \$121.64 on Thursday before touching a near one-month low on Friday.

Spot platinum lost 4.1% to \$2,074.70 per ounce after hitting a record \$2,918.80 on January 26, while palladium shed 3.3% to \$1,642.35.



Traditional Agriculture

Soybeans posted weakness to close out Friday, with contracts 8 to 10 cents in the red. The cmdtyView national average Cash Bean price was 7 1/2 cents lower at \$9.98 1/2.

Corn futures closed the Friday session with contracts pulling off midday lows but still down 2 to 4 cents. The CmdtyView national average Cash Corn price was down 2 cents at \$3.93 1/4.

The wheat complex gave into weakness on Friday, as a \$0.893 gain in the dollar index added some pressure. Chicago SRW futures saw 3 to 4 1/4 cent losses on the day, as March was up 8 1/2 cents on the week. MPLS spring wheat closed Friday with 3 to 4 cents losses, as March was up 3 1/4 cents on the week.



Future Settlement Price Monday, February 02nd , 2026					
Instrument	Last	Net Change	High	Low	Volume
S & P 500	6,891.50	-74.25	6,965.75	6,873.50	159,939.00
NASDAQ 100	25,319.00	-351.00	25,645.75	25,216.25	89,842.00
Dow Jones	48,633.00	-375.00	49,040.00	48,555.00	13,588.00
Gold	4,693.70	-51.40	4,905.60	4,604.30	101,903.00
Silver	79.14	0.60	88.00	75.00	44,687.00
Copper	5.92	-0.28	6.39	5.76	142,665.00
Crude Oil	62.18	-3.03	64.74	62.11	63,737.00
Platinum	2,121.60	-496.70	2,669.50	1,980.70	55,465.00
Palladium	1,703.10	-315.50	2,065.50	1,572.50	11,747.00
Natural Gas	3.68	-0.68	3.74	3.62	34,214.00
Wheat	531-4	-10.00	540-0	531-0	4,840.00
Soy Beans	1055-6	-12.00	1064-0	1055-0	11,557.00
Corn	425-0	-5.00	428-2	424-6	14,735.00

Daily Swings (The Pivot Levels)							
		Trading Range					
Instrument	S3	S2	S1	Pivot	R1	R2	R3
Dow Jones	47,986.00	48,291.61	48,681.59	48987.20	49,377.18	49,682.79	50,072.77
S & P 500	6,773.56	6,822.18	6,895.60	6944.22	7,017.64	7,066.26	7,139.68
NASDAQ 100	24,891.99	25,155.27	25,519.78	25783.06	26,147.58	26,410.85	26,775.37
Gold	4,527.06	4,620.68	4,691.65	4785.27	4,856.24	4,949.86	5,020.83
Silver	71.06	74.05	77.82	80.81	84.57	87.56	91.33
Copper	5.58	5.65	5.71	5.78	5.84	5.91	5.97
Crude Oil	62.05	62.56	62.91	63.42	63.77	64.28	64.63
Platinum	1,840.94	1,929.32	2,001.24	2089.6	2,161.54	2,249.92	2,321.84
Palladium	1,520.00	1,566.00	1,614.50	1660.5	1,709.00	1,755.00	1,803.50
Natural Gas	3.49	3.56	3.61	3.67	3.72	3.78	3.83
Wheat	521.50	527.50	532.75	538.75	544.00	550.00	555.25
Cotton	62.24	62.58	62.87	63.21	63.50	63.84	64.13
Corn	418.59	421.92	425.09	428.42	431.59	434.92	438.09

Source: - News & Quotes (Reuters, Investing, Bloomberg, FXStreet, Barchart)

Disclaimer: This document has been prepared by IGI Finex Securities Limited and is for information purposes only. Whilst every effort has been made to ensure that all the information (including any recommendations or opinions expressed) contained in this document (the information) is not misleading or unreliable, IGI Finex Securities Limited makes no representation as to the accuracy or completeness of the information. Neither IGI Finex Securities Limited nor any director, officer or employee of IGI Finex Securities Limited shall in any manner be liable or responsible for any loss that may be occasioned as consequence of a party relying on the information. This document takes no account of the investment objectives, financial situation and particular needs of investors, who shall seek further professional advice before making any investment decision. This document and the information may not be reproduced, distributed or published by any recipient for any purpose.

Contact Details

Commodity Team

Zaeem Haider Khan	Head of Commodities	Tel: (+92-21) 35301405	zaeem.haider@igi.com.pk
Shakeel Ahmad	Branch Manager – Faisalabad	Tel: (+92-41) 2540843-45	shakeel.ahmad1@igi.com.pk
Ehsan Ul Haq	Trader – Lahore	Tel: (+92-42) 3830559-68	ehsan.haq@igi.com.pk
Dil Muhammad	Trader – Lahore	Tel: (+92-41) 2540843-45	dil.muhammad@igi.com.pk
Inamullah Shakir	Trader – Islamabad	Tel: (+92-21) 32429613-14	inam.ullah@igi.com.pk
Sheikh Muhammad Imran	Trader – Karachi	Tel: (+92-21) 35301684	imran.ahmed@igi.com.pk
Asif Saleem	Branch Manager – Rahim Yar Khan	Tel: (+92-68) 5871652-6	asif.saleem@igi.com.pk
Mahtab Ali	Branch Manager – Multan	Tel: (+92-61) 4512003	mahtab.ali@igi.com.pk

Research Team

Abdullah Farhan	Head of Research	Tel: (+92-21) 111-234-234 Ext: 912	abdullah.farhan@igi.com.pk
Sakina Makati	Research Analyst	Tel: (+92-21) 111-234-234 Ext: 810	sakina.makati@igi.com.pk
Syed Muzammil Hassan Rizvi	Research Analyst	Tel: (+92-21) 111-234-234 Ext: 569	muzammil.rizvi@igi.com.pk
Sufyan Siddiqui	Database Officer	Tel: (+92-21) 111-234-234 Ext: 888	sufyan.siddiqui@igi.com.pk

IGI Finex Securities Limited

Trading Rights Entitlement Certificate (TREC) Holder of Pakistan Stock Exchange Limited |

Corporate member of Pakistan Mercantile Exchange Limited

Website: www.igisecurities.com.pk

Head Office

Suite No 701-713, 7th Floor, The Forum, G-20,
Khayaban-e-Jami Block-09, Clifton, Karachi-75600

UAN: (+92-21) 111-444-001 | (+92-21) 111-234-234

Fax: (+92-21) 35309169, 35301780

Lahore Office

Shop # G-009, Ground Floor,
Packages Mall

Tel: (+92-42) 38303560-69

Fax: (+92-42) 38303559

Islamabad Office

3rd Floor, Kamran Centre,
Block- B, Jinnah Avenue, Blue Area
Tel: (+92-51) 2604861-2, 2604864,
2273439

Fax: (+92-51) 2273861

Faisalabad Office

Office No. 2, 5 & 8, Ground Floor, The
Regency International 949, The Mall
Faisalabad

Tel: (+92-41) 2540843-45

Rahim Yar Khan Office

Plot # 12, Basement of Khalid Market,
Model Town, Town Hall Road

Tel: (+92-68) 5871652-3

Fax: (+92-68) 5871651

Multan Office

Mezzanine Floor, Abdali Tower,
Abdali Road

Tel: (92-61) 4512003, 4571183

IGI Finex Securities Limited

© Copyright 2024 IGI Finex Securities Limited