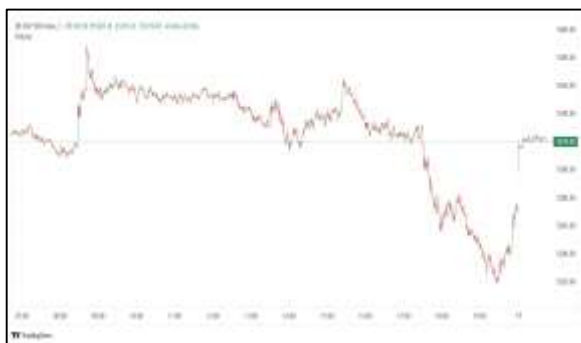


# Commodities and Indices Market View

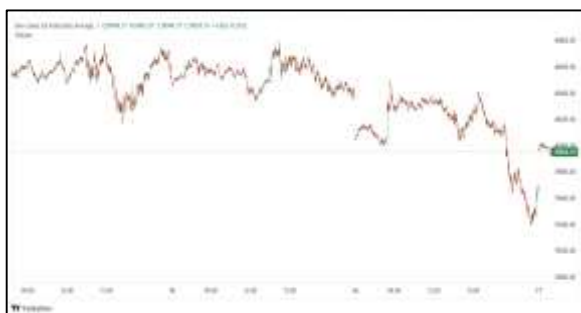
Monday, September 8, 2025



## Technicals



S&P 500	RSI (20:80)	Sto Fast
	58.29%	68.26% 77.60%



Dow Jones	RSI (20:80)	Sto Fast
	57.67%	70.09% 71.95%

## US Stock Market

DJIA	S&P 500	NASDAQ
45,400.86	6,481.50	21,700.39
-0.48%	-0.32%	-0.03%

U.S. stocks ended slightly lower on Friday as investors weighed economic worries against optimism over interest rate cuts by the Federal Reserve after data showed U.S. job growth weakened sharply in August.

The Dow Jones Industrial Average (.DJI), fell 220.43 points, or 0.48%, to 45,400.86, the S&P 500 (.SPX), lost 20.58 points, or 0.32%, to 6,481.50 and the Nasdaq Composite (.IXIC), dropped 7.31 points, or 0.03%, to 21,700.39.

For the week, the Dow fell 0.3%, the S&P 500 gained 0.3% and the Nasdaq rose 1.1%.

Advancing issues outnumbered decliners by a 1.87-to-1 ratio on the NYSE. There were 508 new highs and 64 new lows on the NYSE.

On the Nasdaq, 2,704 stocks rose and 1,899 fell as advancing issues outnumbered decliners by a 1.42-to-1 ratio.

Volume on U.S. exchanges was 16.95 billion shares, compared with the 16.05 billion average for the full session over the last 20 trading days.

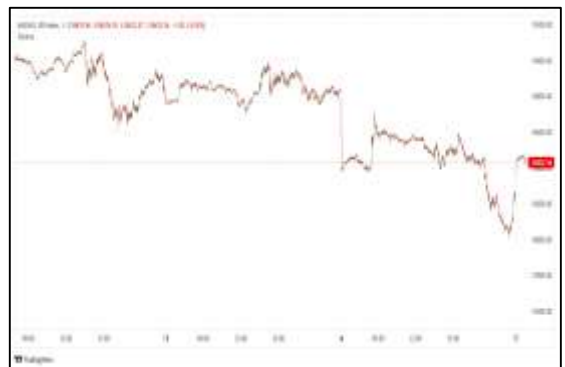
## Major Economic Releases for Today

Period	Event	GMT	Forecast	Previous
AUG	Exports (YoY) (Aug)	3:00	5.00%	7.20%
AUG	Exports (YoY) CNY (Aug)	3:00	--	8.00%
AUG	Imports (YoY) (Aug)	3:00	3.00%	4.10%
AUG	Imports (YoY) CNY (Aug)	3:00	--	4.80%
AUG	Consumer Price Index (YoY) (Aug)	1:30	-0.20%	0.00%

## Dow Jones Industrial Average

At the close in NYSE, the Dow Jones Industrial Average fell 0.48%. The best performers of the session on the Dow Jones Industrial Average were Salesforce Inc (NYSE:CRM), which rose 2.77% or 6.75 points to trade at 250.76 at the close. Meanwhile, Sherwin-Williams Co (NYSE:SHW) added 1.82% or 6.65 points to end at 372.43 and Home Depot Inc (NYSE:HD) was up 1.76% or 7.26 points to 418.95 in late trade.

The worst performers of the session were JPMorgan Chase & Co (NYSE:JPM), which fell 3.11% or 9.44 points to trade at 294.38 at the close. NVIDIA Corporation (NASDAQ:NVDA) declined 2.70% or 4.64 points to end at 167.02 and Chevron Corp (NYSE:CVX) was down 2.56% or 4.03 points to 153.66.



## NASDAQ 100

At the close in NYSE, the NASDAQ Composite index lost 0.03%. The top performers on the NASDAQ Composite were Tian Ruixiang Holdings Ltd (NASDAQ:TIRX) which rose 450.88% to 2.49, Hour Loop Inc (NASDAQ:HOURL) which was up 92.06% to settle at 3.63 and Peraso Inc (NASDAQ:PRSO) which gained 71.14% to close at 1.40.



The worst performers were Youxin Technology Ltd (NASDAQ:YAAS) which was down 63.98% to 0.10 in late trade, Innovation Beverage Group Ltd (NASDAQ:IBG) which lost 35.05% to settle at 0.36 and Indaptus Therapeutics Inc (NASDAQ:INDP) which was down 28.35% to 3.30 at the close.

## OIL

Oil prices gained more than 1% on Monday, trimming some of last week's losses, as the prospect of more sanctions on Russian crude after an overnight strike on Ukraine offset OPEC+'s planned output increase.

Brent crude climbed 80 cents, or 1.2%, to \$66.30 a barrel by 0345 GMT, while U.S. West Texas Intermediate crude rose 75 cents, or 1.2%, to \$62.62 a barrel.

## Precious and Base Metals

Gold held firm near an all-time high on Monday, inching closer to a key \$3,600 level, bolstered by mounting expectations of a U.S. Federal Reserve rate cut this month following a weaker-than-expected jobs report last week.

Spot gold was flat at \$3,586.81 per ounce, as of 0121 GMT. Bullion rose to a record high of \$3,599.89 on Friday. U.S. gold futures for December delivery fell 0.7% to \$3,626.10.

Meanwhile, gold speculators raised net long positions by 20,740 contracts to 168,862 in the week ended September 2.

Elsewhere, spot silver fell 0.5% to \$40.75 per ounce. Platinum rose 0.1% to \$1,374.35, and palladium was flat at \$1,109.71.



## Traditional Agricultures

Soybean futures posted weakness on Friday, pushing lower into the close, as contracts were down 5 to 6 cents at the final bell. November fell 27 ½ cents this week. The cmdtyView national average Cash Bean price was down 6 cents at \$9.49 1/2.



Corn futures slipped lower into the Friday close, failing to hold the midday gains. Contracts were fractionally to 2 cents lower across most contracts, as December was 2 ¼ cents lower on the week. The CmdtyView national average Cash Corn price was down 2 at \$3.73 ¼.



The wheat complex turned from the midday gains, as contracts were lower across most contracts to round out the week. MPLS spring wheat saw 4 to 5 cent losses on the day, as Dec fell 14 cents since last Friday.

Future Settlement Price Monday, September 8th , 2025					
Instrument	Last	Net Change	High	Low	Volume
S & P 500	6,495.00	5.25	6,507.50	6,480.25	46,458.00
NASDAQ 100	23,734.50	50.50	23,791.25	23,650.25	32,862.00
Dow Jones	45,477.00	18.00	45,560.00	45,406.00	3,745.00
Gold	3,623.40	-29.90	3,637.90	3,621.70	53,970.00
Silver	41.13	-0.42	41.57	41.10	10,678.00
Copper	4.55	0.00	4.58	4.53	2,543.00
Crude Oil	62.60	0.73	62.70	61.85	18,048.00
Platinum	1,383.20	-3.50	1,386.70	1,373.70	2,626.00
Palladium	1,124.50	-4.40	1,128.00	1,117.50	311.00
Natural Gas	3.12	0.07	3.12	3.06	8,875.00
Wheat	518-0	-3.00	519-0	516-2	2,405.00
Soy Beans	1029-2	0.00	1031-0	1025-4	8,405.00
Corn	417-6	-2.00	418-4	416-2	5,614.00

Daily Swings (The Pivot Levels)							
			Trading Range				
Instrument	S3	S2	S1	Pivot	R1	R2	R3
Dow Jones	44,838.90	44,999.82	45,310.55	45471.4	45,782.20	45,943.12	46,253.85
S & P 500	6,407.96	6,426.97	6,464.52	6483.53	6,521.08	6,540.09	6,577.64
NASDAQ 100	23,188.84	23,280.09	23,456.54	23547.79	23,724.25	23,815.49	23,991.95
Gold	3,609.96	3,616.73	3,623.76	3630.53	3,637.56	3,644.33	3,651.36
Silver	41.06	41.16	41.28	41.38	41.49	41.59	41.71
Copper	4.51	4.52	4.54	4.55	4.57	4.58	4.59
Crude Oil	61.49	61.68	61.96	62.15	62.43	62.62	62.90
Platinum	1,363.14	1,368.37	1,375.74	1,380.9	1,388.34	1,393.57	1,400.94
Palladium	1,109.91	1,113.83	1,119.41	1,123.3	1,128.91	1,132.83	1,138.41
Natural Gas	3.04	3.05	3.06	3.07	3.08	3.09	3.10
Wheat	511.50	514.75	517.00	520.25	522.50	525.75	528.00
Cotton	65.29	65.56	65.79	66.06	66.29	66.56	66.79
Corn	407.75	412.50	415.25	420.00	422.75	427.50	430.25

**Source:** - News & Quotes (Reuters, Investing, Bloomberg, FXStreet, Barchart)

**Disclaimer:** This document has been prepared by IGI Finex Securities Limited and is for information purposes only. Whilst every effort has been made to ensure that all the information (including any recommendations or opinions expressed) contained in this document (the information) is not misleading or unreliable, IGI Finex Securities Limited makes no representation as to the accuracy or completeness of the information. Neither IGI Finex Securities Limited nor any director, officer or employee of IGI Finex Securities Limited shall in any manner be liable or responsible for any loss that may be occasioned as consequence of a party relying on the information. This document takes no account of the investment objectives, financial situation and particular needs of investors, who shall seek further professional advice before making any investment decision. This document and the information may not be reproduced, distributed or published by any recipient for any purpose.

# Contact Details

## Commodity Team

Zaeem Haider Khan	Head of Commodities	Tel: (+92-21) 35301405	zaeem.haider@igi.com.pk
Shakeel Ahmad	Branch Manager – Faisalabad	Tel: (+92-41) 2540843-45	shakeel.ahmad1@igi.com.pk
Ehsan Ul Haq	Trader – Lahore	Tel: (+92-42) 3830559-68	ehsan.haq@igi.com.pk
Dil Muhammad	Trader – Lahore	Tel: (+92-41) 2540843-45	dil.muhammad@igi.com.pk
Inamullah Shakir	Trader – Islamabad	Tel: (+92-21) 32429613-14	inam.ullah@igi.com.pk
Sheikh Muhammad Imran	Trader – Karachi	Tel: (+92-21) 35301684	imran.ahmed@igi.com.pk
Asif Saleem	Branch Manager – Rahim Yar Khan	Tel: (+92-68) 5871652-6	asif.saleem@igi.com.pk
Mahtab Ali	Branch Manager – Multan	Tel: (+92-61) 4512003	mahtab.ali@igi.com.pk

## Research Team

Abdullah Farhan	Head of Research	Tel: (+92-21) 111-234-234 Ext: 912	abdullah.farhan@igi.com.pk
Sakina Makati	Research Analyst	Tel: (+92-21) 111-234-234 Ext: 810	sakina.makati@igi.com.pk
Laraib Nisar	Research Analyst	Tel: (+92-21) 111-234-234 Ext: 974	laraib.nisar@igi.com.pk
Sania Bajwa	Research Analyst	Tel: (+92-21) 111-234-234 Ext: 569	sania.bajwa@igi.com.pk
Sufyan Siddiqui	Database Officer	Tel: (+92-21) 111-234-234 Ext: 888	sufyan.siddiqui@igi.com.pk

## IGI Finex Securities Limited

Trading Rights Entitlement Certificate (TREC) Holder of Pakistan Stock Exchange Limited |  
Corporate member of Pakistan Mercantile Exchange Limited  
Website: [www.igisecurities.com.pk](http://www.igisecurities.com.pk)

### Head Office

Suite No 701-713, 7th Floor, The Forum, G-20,  
Khayaban-e-Jami Block-09, Clifton, Karachi-75600  
UAN: (+92-21) 111-444-001 | (+92-21) 111-234-234  
Fax: (+92-21) 35309169, 35301780

### Lahore Office

Shop # G-009, Ground Floor,  
Packages Mall  
Tel: (+92-42) 38303560-69  
Fax: (+92-42) 38303559

### Islamabad Office

3<sup>rd</sup> Floor, Kamran Centre,  
Block- B, Jinnah Avenue, Blue Area  
Tel: (+92-51) 2604861-2, 2604864,  
2273439  
Fax: (+92-51) 2273861

### Faisalabad Office

Office No. 2, 5 & 8, Ground Floor, The  
Regency International 949, The Mall  
Faisalabad  
Tel: (+92-41) 2540843-45

### Rahim Yar Khan Office

Plot # 12, Basement of Khalid Market,  
Model Town, Town Hall Road  
Tel: (+92-68) 5871652-3  
Fax: (+92-68) 5871651

### Multan Office

Mezzanine Floor, Abdali Tower,  
Abdali Road  
Tel: (92-61) 4512003, 4571183