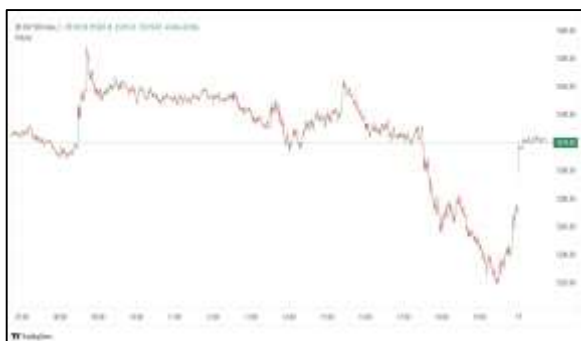


# Commodities and Indices Market View

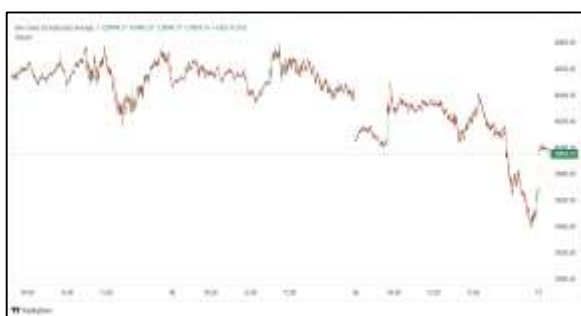
Tuesday, January 13, 2026



## Technicals



S&P 500	RSI (20:80)	Sto Fast
	62.71	86.56% 88.84%



Dow Jones	RSI (20:80)	Sto Fast
	65.57	83.88% 90.74%

## US Stock Market

DJIA	S&P 500	NASDAQ
49,590.20	6,977.27	23,733.90
+0.17%	+0.16%	+0.26%

The S&P 500 and Dow registered record closing highs on Monday, with shares of technology companies and retailer Walmart gaining and as investors mostly brushed aside concerns about the U.S. Justice Department's criminal investigation of Federal Reserve Chair Jerome Powell.

Shares of Walmart (WMT.O), climbed 3%, boosting to the S&P 500 and the Nasdaq.

The Dow Jones Industrial Average (.DJI), rose 86.13 points, or 0.17%, to 49,590.20, the S&P 500 (.SPX), gained 10.99 points, or 0.16%, to 6,977.27 and the Nasdaq Composite (.IXIC), gained 62.56 points, or 0.26%, to 23,733.90.

Advancing issues outnumbered decliners by a 1.68-to-1 ratio on the NYSE. There were 725 new highs and 48 new lows on the NYSE.

On the Nasdaq, 2,613 stocks rose and 2,144 fell as advancing issues outnumbered decliners by a 1.22-to-1 ratio.

Volume on U.S. exchanges was 17.29 billion shares, compared with the 16.40 billion average for the full session over the last 20 trading days.

## Major Economic Releases for Today

Period	Event	GMT	Forecast	Previous
JAN	Consumer Price Index (MoM)	6:30	0.30%	0.30%
JAN	Consumer Price Index (YoY)	6:30	2.70%	2.70%
JAN	Consumer Price Index ex Food & Energy (MoM)	6:30	0.30%	0.20%
JAN	Consumer Price Index ex Food & Energy (YoY)	6:30	2.70%	2.60%
JAN	Imports (YoY)	8:00	0.80%	1.90%

## Dow Jones Industrial Average

At the close in NYSE, the Dow Jones Industrial Average rose 0.17% to hit a new all time high. The best performers of the session on the Dow Jones Industrial Average were Walmart Inc (NASDAQ:WMT), which rose 3.00% or 3.44 points to trade at 117.97 at the close. Meanwhile, International Business Machines (NYSE:IBM) added 2.62% or 7.96 points to end at 312.18 and Johnson & Johnson (NYSE:JNJ) was up 2.61% or 5.33 points to 209.72 in late trade.

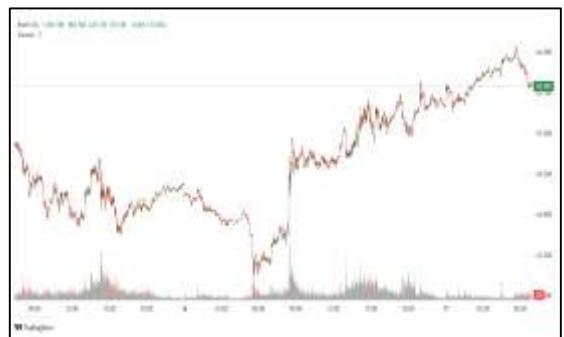


The worst performers of the session were American Express Company (NYSE:AXP), which fell 4.27% or 16.02 points to trade at 359.59 at the close. Walt Disney Company (NYSE:DIS) declined 2.65% or 3.07 points to end at 112.82 and Visa Inc Class A (NYSE:V) was down 1.88% or 6.57 points to 343.20.



## NASDAQ 100

At the close in NYSE, the NASDAQ Composite index added 0.26%. The top performers on the NASDAQ Composite were Envirotech Vehicles Inc (NASDAQ:EVTV) which rose 442.00% to 2.51, Lulu's Fashion Lounge Holdings Inc (NASDAQ:LVLU) which was up 79.47% to settle at 12.15 and Biodesix Inc (NASDAQ:BDSX) which gained 48.35% to close at 8.10.



The worst performers were Atara Biotherapeutics Inc (NASDAQ:ATRA) which was down 56.99% to 5.88 in late trade, Lyra Therapeutics Inc (NASDAQ:LYRA) which lost 45.21% to settle at 2.06 and Mingteng International Corp Inc (NASDAQ:MTEN) which was down 41.93% to 0.08 at the close.



## OIL

Oil prices edged higher on Tuesday, as heightened concerns surrounding Iran and potential supply disruptions outweighed the prospect of increased crude supply from Venezuela.

Brent futures gained 28 cents, or 0.4% to \$64.15 a barrel by 0101 GMT, hovering near a two-month high struck in the previous session. U.S. West Texas Intermediate crude rose 28 cents, or 0.5%, to \$59.78, its highest since December 8 hit earlier in the session.

## Precious and Base Metals

Gold prices were broadly steady on Tuesday, trading below a record \$4,600/ounce level reached in the last session amid sharpened geopolitical and economic uncertainty as investors booked profits.

Spot gold traded little changed at \$4,593.81 per ounce as of 0357 GMT, while U.S. gold futures for February delivery slipped 0.3% to \$4,602.70.

Spot silver added 0.6% to \$85.42 per ounce after hitting an all-time high of \$86.22 on Monday.

Spot platinum lost 0.7% to \$2,327.43 per ounce. Palladium slid 1.4% to \$1,817.21 per ounce.

Non-yielding assets tend to do well in a low-interest-rate environment and when geopolitical or economic risks spike.



## Traditional Agricultures

Soybeans posted Monday losses of 7 to 15 ½ cents across most contracts, as some back months were slightly higher. The cmdtyView national average Cash Bean price was 13 1/4 cents lower at \$9.76 1/2.

Corn futures extended the losses following the USDA data release on Monday, as futures closed with 22 to 24 ¼ cents in the front months. Deferred contracts were down 5 to 14 ½ cents. The CmdtyView national average Cash Corn price was down 24 cents at \$3.83 1/4.

The wheat complex posted losses across all three exchanges on Monday, as USDA data had a bearish spin. KC HRW futures posted losses of 3 to 5 cents into the Monday close. MPLS spring wheat was down 1 to 2 cents across the front months.



Future Settlement Price Tuesday, January 13th , 2 0 2 6					
Instrument	Last	Net Change	High	Low	Volume
S & P 500	7,008.00	-8.50	7,014.00	6,998.75	38,291.00
NASDAQ 100	25,883.00	-73.75	25,954.00	25,845.75	25,234.00
Dow Jones	49,791.00	-18.00	49,801.00	49,728.00	3,007.00
Gold	4,604.60	-10.10	4,616.90	4,584.30	27,599.00
Silver	85.47	0.37	85.90	83.36	20,809.00
Copper	6.03	0.13	6.07	5.90	60,329.00
Crude Oil	59.56	0.24	59.79	59.29	9,648.00
Platinum	2,380.60	83.90	2,408.70	2,286.90	26,457.00
Palladium	1,939.30	69.10	1,974.00	1,869.50	4,666.00
Natural Gas	2.79	-0.06	2.82	2.79	2,352.00
Wheat	511-2	-1.00	513-0	510-2	2,485.00
Soy Beans	1049-0	-2.00	1052-2	1047-0	14,109.00
Corn	421-0	-4.00	422-4	420-2	26,281.00

Daily Swings (The Pivot Levels)							
		Trading Range					
Instrument	S3	S2	S1	Pivot	R1	R2	R3
Dow Jones	48,902.60	49,049.83	49,276.95	49,424.18	49,651.30	49,798.53	50,025.65
S & P 500	6,869.10	6,893.37	6,929.82	6,954.09	6,990.54	7,014.81	7,051.26
NASDAQ 100	25,188.85	25,322.41	25,544.33	25,677.89	25,899.81	26,033.37	26,255.29
Gold	4,461.76	4,504.08	4,555.62	4,597.94	4,649.48	4,691.80	4,743.34
Silver	76.59	78.93	81.63	83.97	86.67	89.00	91.71
Copper	5.79	5.86	5.93	6.00	6.07	6.14	6.20
Crude Oil	57.42	57.94	58.88	59.40	60.34	60.86	61.80
Platinum	2,200.21	2,254.03	2,301.21	2,355.0	2,402.21	2,456.03	2,503.21
Palladium	1,752.09	1,812.67	1,852.84	1,913.4	1,953.59	2,014.17	2,054.34
Natural Gas	2.98	3.09	3.22	3.33	3.45	3.56	3.69
Wheat	482.14	494.62	502.94	515.42	523.74	536.22	544.54
Cotton	63.73	64.10	64.51	64.88	65.29	65.66	66.07
Corn	383.01	401.56	411.53	430.08	440.06	458.60	468.58

**Source:** - News & Quotes (Reuters, Investing, Bloomberg, FXStreet, Barchart)

**Disclaimer:** This document has been prepared by IGI Finex Securities Limited and is for information purposes only. Whilst every effort has been made to ensure that all the information (including any recommendations or opinions expressed) contained in this document (the information) is not misleading or unreliable, IGI Finex Securities Limited makes no representation as to the accuracy or completeness of the information. Neither IGI Finex Securities Limited nor any director, officer or employee of IGI Finex Securities Limited shall in any manner be liable or responsible for any loss that may be occasioned as consequence of a party relying on the information. This document takes no account of the investment objectives, financial situation and particular needs of investors, who shall seek further professional advice before making any investment decision. This document and the information may not be reproduced, distributed or published by any recipient for any purpose.

# Contact Details

## Commodity Team

Zaeem Haider Khan	Head of Commodities	Tel: (+92-21) 35301405	zaeem.haider@igi.com.pk
Shakeel Ahmad	Branch Manager – Faisalabad	Tel: (+92-41) 2540843-45	shakeel.ahmad1@igi.com.pk
Ehsan Ul Haq	Trader – Lahore	Tel: (+92-42) 3830559-68	ehsan.haq@igi.com.pk
Dil Muhammad	Trader – Lahore	Tel: (+92-41) 2540843-45	dil.muhammad@igi.com.pk
Inamullah Shakir	Trader – Islamabad	Tel: (+92-21) 32429613-14	inam.ullah@igi.com.pk
Sheikh Muhammad Imran	Trader – Karachi	Tel: (+92-21) 35301684	imran.ahmed@igi.com.pk
Asif Saleem	Branch Manager – Rahim Yar Khan	Tel: (+92-68) 5871652-6	asif.saleem@igi.com.pk
Mahtab Ali	Branch Manager – Multan	Tel: (+92-61) 4512003	mahtab.ali@igi.com.pk

## Research Team

Abdullah Farhan	Head of Research	Tel: (+92-21) 111-234-234 Ext: 912	abdullah.farhan@igi.com.pk
Sakina Makati	Research Analyst	Tel: (+92-21) 111-234-234 Ext: 810	sakina.makati@igi.com.pk
Syed Muzammil Hassan Rizvi	Research Analyst	Tel: (+92-21) 111-234-234 Ext: 569	muzammil.rizvi@igi.com.pk
Sufyan Siddiqui	Database Officer	Tel: (+92-21) 111-234-234 Ext: 888	sufyan.siddiqui@igi.com.pk

## IGI Finex Securities Limited

Trading Rights Entitlement Certificate (TREC) Holder of Pakistan Stock Exchange Limited |  
Corporate member of Pakistan Mercantile Exchange Limited  
Website: [www.igisecurities.com.pk](http://www.igisecurities.com.pk)

### Head Office

Suite No 701-713, 7th Floor, The Forum, G-20,  
Khayaban-e-Jami Block-09, Clifton, Karachi-75600  
UAN: (+92-21) 111-444-001 | (+92-21) 111-234-234  
Fax: (+92-21) 35309169, 35301780

### Lahore Office

Shop # G-009, Ground Floor,  
Packages Mall  
Tel: (+92-42) 38303560-69  
Fax: (+92-42) 38303559

### Islamabad Office

3<sup>rd</sup> Floor, Kamran Centre,  
Block- B, Jinnah Avenue, Blue Area  
Tel: (+92-51) 2604861-2, 2604864,  
2273439  
Fax: (+92-51) 2273861

### Faisalabad Office

Office No. 2, 5 & 8, Ground Floor, The  
Regency International 949, The Mall  
Faisalabad  
Tel: (+92-41) 2540843-45

### Rahim Yar Khan Office

Plot # 12, Basement of Khalid Market,  
Model Town, Town Hall Road  
Tel: (+92-68) 5871652-3  
Fax: (+92-68) 5871651

### Multan Office

Mezzanine Floor, Abdali Tower,  
Abdali Road  
Tel: (92-61) 4512003, 4571183