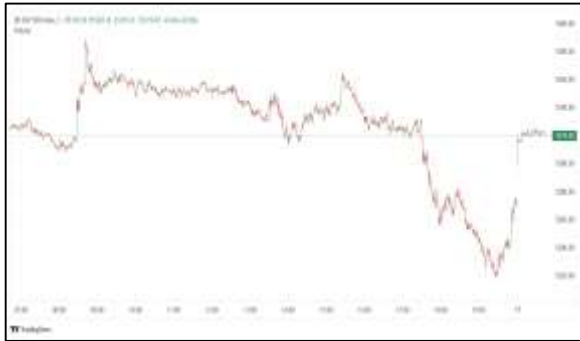


# Commodities and Indices Market View


Thursday, May 14, 2026



## Technicals



S&P 500	RSI (20:80)	Sto Fast
		75.87



Dow Jones	RSI (20:80)	Sto Fast
		60.09

## US Stock Market

DJIA	S&P 500	NASDAQ
49,693.20	7,444.25	26,402.34
-0.14%	+0.58%	+1.20%

The S&P 500 and the Nasdaq gained ground on Wednesday with a boost from artificial intelligence-related tech shares, which helped markets look past hotter-than-expected inflation data and the growing probability that the Federal Reserve will hold to its restrictive monetary policy for the foreseeable future.

The Dow Jones Industrial Average (.DJI), fell 67.36 points, or 0.14%, to 49,693.20, the S&P 500 (.SPX), gained 43.29 points, or 0.58%, to 7,444.25 and the Nasdaq Composite (.IXIC), gained 314.14 points, or 1.20%, to 26,402.34.

Declining issues outnumbered advancers by a 1.21-to-1 ratio on the NYSE. There were 433 new highs and 175 new lows on the NYSE. On the Nasdaq, 2,273 stocks rose and 2,450 fell as declining issues outnumbered advancers by a 1.08-to-1 ratio.

The S&P 500 posted 37 new 52-week highs and 46 new lows while the Nasdaq Composite recorded 119 new highs and 191 new lows.

Volume on U.S. exchanges was 19.03 billion shares, compared with the 18.12 billion average for the full session over the last 20 trading days..

## Major Economic Releases for Today

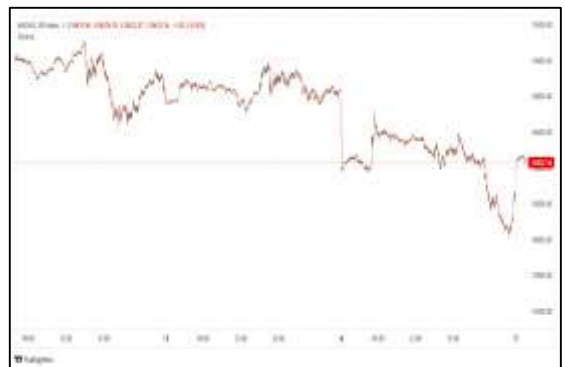
Period	Event	GMT	Forecast	Previous
MAY	Gross Domestic Product (QoQ) (Q1)	11:00	0.60%	0.10%
MAY	Gross Domestic Product (YoY) (Q1)	11:00	0.80%	1.00%
MAY	Retail Sales (MoM)	5:30	0.50%	1.70%
MAY	Retail Sales Control Group	5:30	--	0.70%
MAY	Industrial Production (MoM)	11:00	-0.30%	0.50%

## Dow Jones Industrial Average

At the close in NYSE, the Dow Jones Industrial Average declined 0.14%. The best performers of the session on the Dow Jones Industrial Average were Johnson & Johnson (NYSE:JNJ), which rose 2.76% or 6.19 points to trade at 230.45 at the close. Meanwhile, 3M Company (NYSE:MMM) added 2.72% or 3.89 points to end at 147.10 and Cisco Systems Inc (NASDAQ:CSCO) was up 2.60% or 2.58 points to 101.87 in late trade.



The worst performers of the session were Salesforce Inc (NYSE:CRM), which fell 3.19% or 5.47 points to trade at 165.84 at the close. Home Depot Inc (NYSE:HD) declined 2.53% or 7.87 points to end at 302.59 and International Business Machines (NYSE:IBM) was down 2.07% or 4.53 points to 214.69.



## NASDAQ 100

At the close in NYSE, the NASDAQ Composite index climbed 1.20%. The top performers on the NASDAQ Composite were Dreamland Ltd (NASDAQ:TDIC) which rose 876.69% to 23.05, Mainz Biomed BV (NASDAQ:QUCY) which was up 315.12% to settle at 1.34 and Roboai Inc (NASDAQ:AIIO) which gained 102.97% to close at 2.60.



The worst performers were Work Medical Technology Group Ltd (NASDAQ:WOK) which was down 58.56% to 2.76 in late trade, Reviva Pharmaceuticals Holdings, Inc. (NASDAQ:RVPH) which lost 55.73% to settle at 0.35 and American Rebel Holdings Inc (OTC:AREB) which was down 51.64% to 0.06 at the close.

## OIL

Oil prices rose on Thursday, with markets focusing on the high-stakes meeting between U.S. President Donald Trump and Chinese President Xi Jinping to see if it will yield any positive result on the Iran war, which has significantly disrupted global oil supply.



Brent crude futures were up 26 cents, or 0.25%, to \$105.89 a barrel by 0250 GMT, while U.S. West Texas Intermediate futures rose 32 cents, or 0.32%, to \$101.34.

## Precious and Base Metals

Gold prices were steady on Thursday, as investors focused on talks between U.S. President Donald Trump and Chinese President Xi Jinping, and looked for signs of progress in the Iran war.

Spot gold was steady at \$4,688.43 per ounce, as of 0212 GMT. U.S. gold futures for June delivery fell 0.2% at \$4,695.



While gold is considered a hedge against inflation, higher interest rates tend to weigh on the non-yielding metal.

Spot silver fell 0.9% to \$87.18 per ounce, platinum slid 0.4% to \$2,129.15, and palladium was down 0.3% at \$1,495.75.



## Traditional Agricultures

Soybeans saw modest strength on Wednesday, with contracts closing fractionally to 3 cents higher on the day. The cmdtyView national average Cash Bean price was up 3 1/4 cents at \$11.64.



Corn futures posted mixed action at the Wednesday close, with contracts within a penny of either side of unchanged. The CmdtyView national average Cash Corn price was up a penny to \$4.40.



The wheat complex followed Tuesday's limit gains with the three exchanges lower on Wednesday. Chicago SRW futures closed with contracts steady to 3 1/2 cents lower. KC HRW futures were down 4 3/4 to 7 3/4 cents at the close. MPLS spring wheat was down 4 to 4 1/4 cents across most contracts.

Future Settlement Price Thursday, May 14th, 2026					
Instrument	Last	Net Change	High	Low	Volume
S & P 500	7,474.25	4.75	7,489.00	7,471.00	45,552.00
NASDAQ 100	29,542.50	63.25	29,693.00	29,514.00	54,866.00
Dow Jones	49,909.00	117.00	49,929.00	49,850.00	3,751.00
Gold	4,688.90	-17.80	4,714.00	4,673.20	14,789.00
Silver	87.25	-2.12	89.17	86.80	10,417.00
Copper	6.68	0.15	6.72	6.58	58,029.00
Crude Oil	97.20	0.39	97.37	96.44	5,919.00
Platinum	2,197.30	78.20	2,217.50	2,116.60	18,772.00
Palladium	1,535.60	45.30	1,547.50	1,497.50	5,082.00
Natural Gas	3.07	0.00	3.08	3.06	962.00
Wheat	685-0	5.00	686-4	672-2	7,802.00
Soy Beans	1225-4	-7.00	1227-6	1222-2	10,898.00
Corn	482-0	-1.00	482-4	478-4	10,137.00

Daily Swings (The Pivot Levels)							
Instrument	Trading Range						
	S3	S2	S1	Pivot	R1	R2	R3
Dow Jones	48,921.22	49,114.44	49,437.50	49,630.72	49,953.78	50,147.00	50,470.06
S & P 500	7,285.44	7,311.99	7,356.47	7,383.02	7,427.50	7,454.05	7,498.53
NASDAQ 100	28,173.50	28,401.07	28,732.93	28,960.50	29,292.36	29,519.93	29,851.79
Gold	4,616.75	4,646.65	4,674.95	4,704.85	4,733.15	4,763.05	4,791.35
Silver	82.76	84.56	86.49	88.29	90.22	92.03	93.95
Copper	6.45	6.52	6.57	6.64	6.70	6.77	6.82
Crude Oil	96.77	98.67	99.86	101.76	102.95	104.85	106.04
Platinum	2,016.95	2,066.65	2,118.00	2,167.7	2,219.05	2,268.75	2,320.10
Palladium	1,447.41	1,472.08	1,497.66	1,522.3	1,547.91	1,572.58	1,598.16
Natural Gas	2.70	2.76	2.82	2.87	2.93	2.98	3.04
Wheat	650.12	658.75	665.88	674.50	681.62	690.25	697.38
Cotton	82.95	84.55	85.68	87.28	88.41	90.01	91.14
Corn	469.64	473.62	476.44	480.42	483.24	487.22	490.04

**Source:** - News & Quotes (Reuters, Investing, Bloomberg, FXStreet, Barchart)

**Disclaimer:** This document has been prepared by IGI Finex Securities Limited and is for information purposes only. Whilst every effort has been made to ensure that all the information (including any recommendations or opinions expressed) contained in this document (the information) is not misleading or unreliable, IGI Finex Securities Limited makes no representation as to the accuracy or completeness of the information. Neither IGI Finex Securities Limited nor any director, officer or employee of IGI Finex Securities Limited shall in any manner be liable or responsible for any loss that may be occasioned as consequence of a party relying on the information. This document takes no account of the investment objectives, financial situation and particular needs of investors, who shall seek further professional advice before making any investment decision. This document and the information may not be reproduced, distributed or published by any recipient for any purpose.

# Contact Details

## Commodity Team

Zaeem Haider Khan	Head of Commodities	Tel: (+92-21) 35301405	zaem.haider@igi.com.pk
Shakeel Ahmad	Branch Manager – Faisalabad	Tel: (+92-41) 2540843-45	shakeel.ahmad1@igi.com.pk
Ehsan Ul Haq	Trader – Lahore	Tel: (+92-42) 3830559-68	ehsan.haq@igi.com.pk
Dil Muhammad	Trader – Lahore	Tel: (+92-41) 2540843-45	dil.muhammad@igi.com.pk
Inamullah Shakir	Trader – Islamabad	Tel: (+92-21) 32429613-14	inam.ullah@igi.com.pk
Sheikh Muhammad Imran	Trader – Karachi	Tel: (+92-21) 35301684	imran.ahmed@igi.com.pk
Asif Saleem	Branch Manager – Rahim Yar Khan	Tel: (+92-68) 5871652-6	asif.saleem@igi.com.pk
Mahtab Ali	Branch Manager – Multan	Tel: (+92-61) 4512003	mahtab.ali@igi.com.pk

## Research Team

Abdullah Farhan	Head of Research	Tel: (+92-21) 111-234-234 Ext: 912	abdullah.farhan@igi.com.pk
Sakina Makati	Research Analyst	Tel: (+92-21) 111-234-234 Ext: 810	sakina.makati@igi.com.pk
Syed Muzammil Hassan Rizvi	Research Analyst	Tel: (+92-21) 111-234-234 Ext: 569	muzammil.rizvi@igi.com.pk
Sufyan Siddiqui	Database Officer	Tel: (+92-21) 111-234-234 Ext: 888	sufyan.siddiqui@igi.com.pk

## IGI Finex Securities Limited

Trading Rights Entitlement Certificate (TREC) Holder of Pakistan Stock Exchange Limited |  
Corporate member of Pakistan Mercantile Exchange Limited  
Website: [www.igisecurities.com.pk](http://www.igisecurities.com.pk)

### Head Office

Suite No 701-713, 7th Floor, The Forum, G-20,  
Khayaban-e-Jami Block-09, Clifton, Karachi-75600  
UAN: (+92-21) 111-444-001 | (+92-21) 111-234-234  
Fax: (+92-21) 35309169, 35301780

### Lahore Office

Shop # G-009, Ground Floor,  
Packages Mall  
Tel: (+92-42) 38303560-69  
Fax: (+92-42) 38303559

### Islamabad Office

3<sup>rd</sup> Floor, Kamran Centre,  
Block- B, Jinnah Avenue, Blue Area  
Tel: (+92-51) 2604861-2, 2604864,  
2273439  
Fax: (+92-51) 2273861

### Faisalabad Office

Office No. 2, 5 & 8, Ground Floor, The  
Regency International 949, The Mall  
Faisalabad  
Tel: (+92-41) 2540843-45

### Rahim Yar Khan Office

Plot # 12, Basement of Khalid Market,  
Model Town, Town Hall Road  
Tel: (+92-68) 5871652-3  
Fax: (+92-68) 5871651

### Multan Office

Mezzanine Floor, Abdali Tower,  
Abdali Road  
Tel: (92-61) 4512003, 4571183