

## Day Break

Wednesday, 26 April 2017

## COMPANY UPDATE

## ENGRO FERTILIZER LIMITED

## FERTILIZER

<b>Recommendation</b>		<b>BUY</b>
Target Price		85.9
Last Closing	25-Apr-17	60.9
Upside		41.1

## Market Data

Bloomberg Tkr.		EFERT PA	
Shares (mn)		1,335.3	
Free Float Shares (mn)		598.9	
Free Float Shares (%)		44.9%	
Market Cap (PKRbn   USDmn)	81.3	778.4	
Exchange		KSE 100	
<b>Price Info.</b>	90D	180D	365D
Abs. Return	(15.6)	(3.6)	(12.2)
Lo	59.3	59.3	59.3
Hi	72.7	73.3	73.3

## Key Company Financials

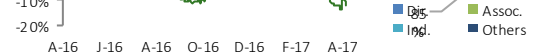
Period End: Dec

PKRbn	CY16A	CY17E	CY18F	CY19F
Total Revenue	69.5	74.0	78.2	81.7
Net Income	9.02	10.8	12.4	13.5
EPS (PKR)	6.8	8.1	9.3	10.1
DPS (PKR)	7.0	6.5	7.4	8.1
Total Assets	102.4	101.4	93.2	89.7
Total Equity	41.3	43.5	46.0	48.7

## Key Financial Ratios

ROE (%)	21.9	24.8	26.9	27.7
P/E (x)	9.0	7.5	6.6	6.0
P/B (x)	2.0	1.9	1.8	1.7
DY (%)	11.5	10.6	12.2	13.3

## Relative Price Performance &amp; Shareholding



## About the Company

The Company is a public limited company incorporated on June 29, 2009 in Pakistan as a wholly owned subsidiary of Engro Corporation Limited. The principal activity of the Company is manufacturing, purchasing and marketing of fertilizers.

Source: Bloomberg, KSE 100 &amp; IGI Research

## Anjali Kukreja

Research Analyst

anjali.kukreja@igi.com.pk

Tel: (+92-21) 111-234-234 Ext.: 957

## Fertilizer

## EFERT: Baring subpar 1QCY17 result; profitability to remain healthy in upcoming quarters; Analyst briefing takeaways

- Engro Fertilizer Limited (EFERT) posted earnings of PKR 1.6bn (EPS PKR 1.24), down by a massive 22%YoY as compared to PKR 2.12bn (EPS PKR 1.59) in same period last year.
- We expect 9MCY17 profitability to be better than 1QCY17, on the back of higher Urea/DAP offtake expected in 9MCY17 led by lower Urea/DAP prices and extension of urea export. Based on better earnings outlook, we expect company's dividend payout to remain healthy during current year as management is not expecting any major capital expenditure during ongoing year
- We maintain our "BUY" call on EFERT with our Dec-17 target price of PKR 86/share, offering a sizeable +41% upside. The company is currently trading at a CY17E P/E of 7.5x and dividend yield of 10.6%.

Engro Fertilizer Limited (EFERT) held its analyst meeting yesterday, where the company's management reviewed 1QCY17 financial results and industry outlook. To recall, EFERT for the 1QCY17 posted earnings of PKR 1.6bn (EPS PKR 1.24), down by a 22%YoY. Looking ahead, we expect 9MCY17 profitability to be better than 1QCY17, on the back of higher urea/DAP offtake expected in 9MCY17 led by lower urea/DAP prices and extension of urea export.

## Poor DAP offtake along with Lower retention reduce overall revenue growth...

As per the management discussion, lower earnings during the quarter is attributed to 15%YoY decline in revenue on account of poor DAP offtake (37kTons compared to 65kTons in 1QCY16) and lower retention price of Urea (PKR 1,250/bag versus PKR 1,530/bag in 1QCY16). Lower retention prices for Urea is due to company offering heavy discounts in addition to government subsidy.

## ...while increase in selling and distribution further dented operating profits

Along with decline in revenues, the company also recorded an increase in selling and distribution expense, up by +51%YoY to 1.3bn. This is due to company's strategy bearing transportation cost, instead of passing onto dealers. Whereas export of Urea (31kTons) also surged up selling and distribution cost.

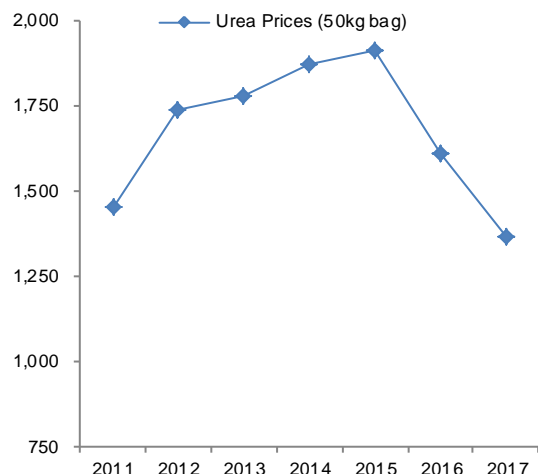
## ...however, loan re-pricing and higher other income supported bottom-line

Nevertheless, the company recorded a 9%YoY decrease in financial charges owing to re-pricing of company's long term liabilities. In addition to lower financial charges, other income on account of government subsidy worth PKR 1.04bn (Urea; PKR 156/bag and DAP: PKR 300/bag) supported +21%YoY growth in company's other income during 1QCY17.

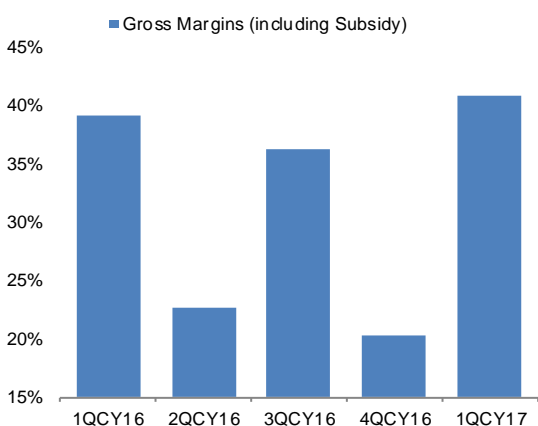
## EFERT DAP market share decline; as international prices increased to USD 375/ton...

During the 1QCY17 under review, international DAP prices increased to USD 375/ton from 320/ton recorded in 4QCY16 (up by +18%QoQ); whereas local DAP transfer prices (DTP) were remained unchanged at PKR 2,300 which decrease DAP

**Urea Local Price (PKR/bag)**



**EFERT Gross Margins(%)**



Source: NFDC & IGI Research

margins. As a result the company opted to cut down its import of DAP during the 1QCY17, leading to reduce market share of ~12% during the 1QCY17 compared to ~27% recorded in CY16.

**...however, the strategy of importing less DAP helped improve company's gross margins during the quarter to 41% compared to 29% witnessed in 4Q**

Company's gross margins (including subsidy) improved to 40.8% in 1QCY17 as compared to 28.5% in 4QCY16. Although the company's management did not comment on improved gross margins, but we believe, this improvement in company's gross margin during 1QCY17 is due to better sales mix – lower DAP offtake contributing margins of ~8% and high reliance on new plant.

**65k tons of urea exports expected at USD 200-210/ton; possible destinations include India, Afghanistan and Sri Lanka**

On Urea exports company's management highlighted that the company exported ~31k tons to East Africa at USD 235-245/ton during the 1QCY17, while the remaining 64kTons of allocated urea export will most likely end-up in countries such as Afghanistan, Sri Lanka and India having an estimated retention price of USD 200-210/ton – company's management view international urea prices likely to remain soft in 2QCY17.

Exhibit:

**EFERT Financial Highlights**

PKRmn (Period end=Dec)	1QCY17	1QCY16	YoY	4QCY16	QoQ
Net Sales	10,064	11,871	-15%	28,627	-65%
Gross Profit	3,493	4,204	-17%	5,693	-39%
Mkting. / Dist. Cost	1,291	855	51%	3,277	-61%
Other Op. Income	1,213	1,007	21%	3,719	-67%
Finance Cost	685	751	-9%	773	-11%
Pre-Tax Profits	2,272	3,088	-26%	4,732	-52%
Profit After Tax	1,656	2,121	-22%	3,369	-51%
EPS (PKR)	1.24	1.59	-22%	2.52	
DPS (PKR)	-	-		2.50	

**KEY RATIOS**

Gross Profit Margins	34.7%	35.4%	19.9%
EBIT Margins	29.4%	32.3%	19.2%
Effective tax rate	27.1%	31.3%	28.8%

Source: IGI Research, Company Financials

No. of shares 1,335.3

**Outlook: Baring 1Q result; profitability to remain healthy in upcoming quarters**

Looking forward, we expect 9MCY17 profitability to be better than 1QCY17, on the back of higher urea/DAP offtake expected in 9MCY17 led by lower urea/DAP prices and extension of urea export.

**Urea supply glut situation to persist in 9MCY17; exports may provide some relief**

With election in sight, we see government subsidy continuing in CY17 which will keep local demand upbeat. Whereby production level is likely to remain high in the ongoing year, we see supply glut situation to persist in CY17. However, as per

EFERT’s management Urea manufacturers are in a process of requesting Government of Pakistan for extension of Urea export deadline till June-17 and to increase quantity of Urea export in order to reduce inventory level.

**EFERT DAP market share likely to revert to ~27% following local DAP price increase...**

On DAP as per management, the company has started importing DAP as government has allowed to increase DAP price by PKR 150/bag. This is likely to increase EFERT’s DAP market share for CY17 to 27% from current 12%.

Exhibit

**Change in DAP prices and its impact on profitability**

	Pre	Post	%
DAP MRP (PKR/bag)	2,480	2,630	6.0%
Assumption DAP offtake (kTons) – 9mCY17	545	545	
Additional Income accretion – annualized CY17		0.46	
EPS – CY17E	7.62	8.08	6.1%

Source: IGI Research

**Dividend Payout to remain healthy in absence of any major CAPEX**

Based on better earnings outlook, we expect company’s dividend payout to remain healthy during current year as management is not expecting any major capital expenditure during ongoing year.

**Recommendation**

We maintain our “BUY” call on EFERT with our Dec-17 target price of PKR 86/share based, offering a sizeable +41% upside. The company is currently trading at a CY17E P/E of 7.5x and dividend yield of 10.6%.

## Important Disclaimer and Disclosures

**Research Analyst(s) Certification:** The Research Analyst(s) hereby certify that the views about the company/companies and the security/securities discussed in this report accurately reflect his or her or their personal views and that he/she has not received and will not receive direct or indirect compensation in exchange for expressing specific recommendations or views in this report. The analyst(s) is principally responsible for the preparation of this research report and that he/she or his/her close family/relative does not own 1% or more of a class of common equity securities of the following company/companies covered in this report.

**Disclaimer:** The information and opinions contained herein are prepared by IGI Finex Securities Limited and is for information purposes only. Whilst every effort has been made to ensure that all the information (including any recommendations or opinions expressed) contained in this document (the information) is not misleading or unreliable, IGI Finex Securities Limited makes no representation as to the accuracy or completeness of the information. Neither, IGI Finex Securities Limited nor any director, officer or employee of IGI Finex Securities Limited shall in any manner be liable or responsible for any loss that may be occasioned as consequence of a party relying on the information. This document takes no account of the investment objectives, financial situation and particular needs of investors, who shall seek further professional advice before making any investment decision. This document and the information may not be reproduced, distributed or published by any recipient for any purpose. This report is not directed or intended for distribution to, or use by any person or entity not a client of IGI Finex Securities Limited, else directed for distribution.

**Rating system:** IGI Finex Securities employs three tier ratings system, depending upon expected total return (return is defined as capital gain exclusive of tax) of the security in stated time period, as follows:

Recommendation	Rating System
Buy	If target price on aforementioned security(ies) is more than 10%, from its last closing price(s)
Hold	If target price on aforementioned security(ies) is in between -10% and 10%, from its last closing price(s)
Sell	If target price on aforementioned security(ies) is less than -10%, from its last closing price(s)

**Time Horizon:** Dec - 2017

**Valuation Methodology:** The analyst(s) has used following valuation methodology to arrive at the target price of the said security (ies):

DCF (Discounted Cash Flow)

**Risk:** Investment in securities are subject to economic risk, market risk, interest rate risks, currency risks, credit risks, political and geopolitical risks. The performance of company(ies) covered herein might unfavorably be affected by multiple factors including, business, economic, and political conditions. Hence, there is no assurance or guarantee that estimates, recommendation, opinion, etc. given about the security(ies)/company(ies) in the report will be achieved.

**Basic Definitions and Terminologies used:** **Target Price:** A price target is the projected price level of a financial security stated by an investment analyst or advisor. It represents a security's price that, if achieved, results in a trader recognizing the best possible outcome for his investment. **Market Cap.:** Market capitalization is calculated by multiplying a company's shares outstanding by current trading price. **ROE:** Return on equity is the amount of net income returned as a percentage of shareholders' equity. **P/E:** Price to Earnings ratio of a company's share price to its per-share earnings. **P/B:** Price to Book ratio used to compare a stock's market value to its book value. **DY:** The dividend yield is dividend per share, divided by the price per share.

IGI Finex Securities Limited

**Research Analyst(s)**

Research Identity Number: BRP009

© Copyright 2016 IGI Finex Securities Limited

## Contact Details

### Research Team

Saad Khan	Deputy Head of Research	Tel: (+92-21) 111-234-234 Ext: 810	saad.khan@igi.com.pk
Abdullah Farhan	Research Analyst	Tel: (+92-21) 111-234-234 Ext: 912	abdullah.farhan@igi.com.pk
Jawad Ameer Ali	Research Analyst	Tel: (+92-21) 111-234-234 Ext: 816	jawad.ameer@igi.com.pk
Anjali Kukreja	Research Analyst	Tel: (+92-21) 111-234-234 Ext: 957	anjali.kukreja@igi.com.pk
Umesh Solanki	Database Manager	Tel: (+92-21) 111-234-234 Ext: 974	umesh.solanki@igi.com.pk

### Equity Sales

Faisal Jawed Khan	Head of Equities	Tel: (+92-21) 35301779	faisal.jawed@igi.com.pk
Zaeem Haider Khan	Regional Head (North)	Tel: (+92-42) 35777863-70	zaeem.haider@igi.com.pk
Muhammad Naveed	Branch Manager (Islamabad)	Tel: (+92-51) 2604861-62	muhammad.naveed@igi.com.pk
Gul Hussain	Branch Manager (Faisalabad)	Tel: (+92-41) 2540843-45	gul.hussain@igi.com.pk
Asif Saleem	Branch Manager (RY Khan)	Tel: (+92-68) 5871652-56	asif.saleem@igi.com.pk
Mehtab Ali	Branch Manager (Multan)	Tel: (+92-61) 4512003	mehtab.ali@igi.com.pk
Zeeshan Kayani	Branch Manager (Abbottabad)	Tel: (+92-992) 408243-44	zeeshan.kayani@igi.com.pk

### IGI Finex Securities Limited

Trading Rights Entitlement Certificate (TREC) Holder of  
Pakistan Stock Exchange Limited |  
Corporate member of Pakistan Mercantile Exchange Limited

#### Head Office

Suite No 701-713, 7th Floor, The Forum, G-20,  
Khayaban-e-Jami Block-09, Clifton, Karachi-75600  
UAN: (+92-21) 111-444-001 | (+92-21) 111-234-234  
Fax: (+92-21) 35309169, 35301780  
Website: [www.igisecurities.com.pk](http://www.igisecurities.com.pk)

#### Stock Exchange Office

Room # 719, 7th Floor, KSE Building, Stock Exchange Road, Karachi.  
Tel: (+92-21) 32429613-4, 32462651-2, Fax: (+92-21) 32429607

#### Lahore Office

5-F.C.C. Ground Floor, Syed Maratib Ali Road,  
Gulberg II, Lahore  
Tel: (+92-42) 35777863-70, 35876075-76  
Fax: (+92-42) 35763542

#### Faisalabad Office

Room #: 515-516, 5th Floor, State Life  
Building, 2- Liaqat Road, Faisalabad  
Tel: (+92-41) 2540843-45  
Fax: (+92-41) 2540815

#### Multan Office

Mezzanine Floor, Abdali Tower,  
Abdali Road, Multan  
Phone: (92-992) 408243 - 44

#### Islamabad Office

Mezzanine Floor, Office 5, 6 & 7, Kashmir Plaza,  
Block- B, Jinnah Avenue, Blue Area, Islamabad  
Tel: (+92-51) 2604861-2, 2604864, 2273439  
Fax: (+92-51) 2273861

#### Rahim Yar Khan Office

Plot # 12, Basement of Khalid Market,  
Model Town, Town Hall Road, Rahim Yar Khan  
Tel: (+92-68) 5871653-6, 5871652  
Fax: (+92-68) 5871651

#### Abbottabad Office

Ground Floor, Al Fatah ShoppingCenter , Opp. Radio  
Station, MansehraRoad, Abbottabad  
Phone: (+92-99) 2408243 - 44