

Day Break

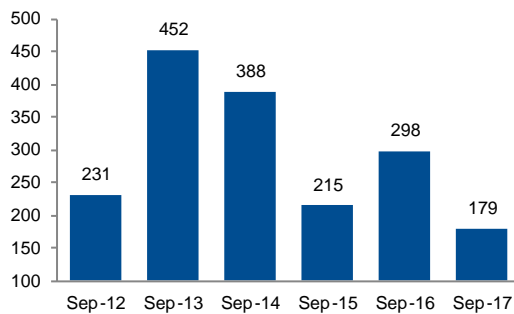
Tuesday, 31 October 2017

Sector Update

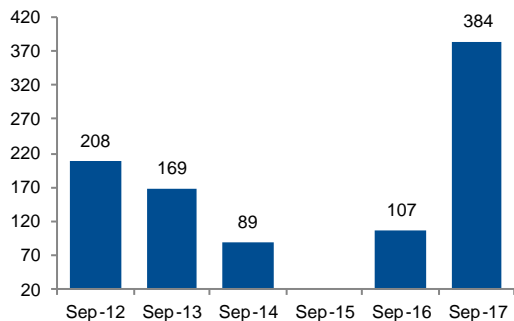
UREA/DAP Offtake (Ktons)

	Sep-17	YoY	3QCY17	YoY
Urea	179	-40%	1,467	-11%
DAP	384	260%	750	70%

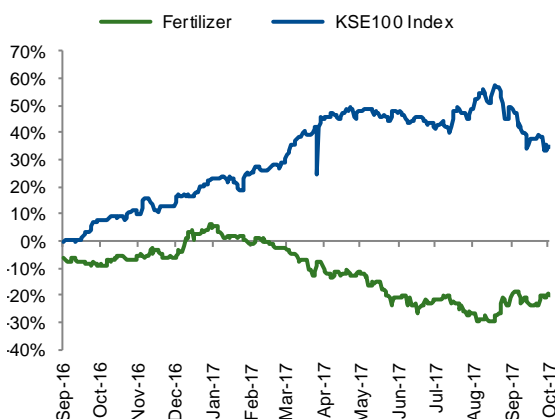
Urea Industry Offtake (Ktons)



DAP Industry Offtake (Ktons)



Relative Performance to KSE 100



Source: Bloomberg, PSX & IGI Research

Analyst

Suleman Ashraf

suleman.ashraf@igi.com.pk

Tel: (+92-21) 111-234-234 Ext.: 957

Fertilizer

SEP-17: Lower Urea sales volume; DAP preparing for the offtake

- As per latest available NFDC data for the month of Sep-17, total Urea offtake decreased by 5.3xMoM to 179ktons (excluding exports of 124ktons) on the back of aggressive purchasing done by the dealers during last month, Aug-17.
- The total exports during 9MCY17 ended at 444ktons, with third quarter witnessing major exports of 335ktons
- For DAP, seasonal sales took an upward trajectory by 5xMoM to 384ktons, resulting in cumulative sales of 750ktons during the quarter, up by +70%YoY.
- We expect domestic Urea offtake to pick up at the start of the season. Following this, local industry can cater for the rising demand given inventory level of 0.7mtons and sufficient capacity to produce.

Sep-17: Urea offtake depressed by 5xMoM to 179ktons

As per latest available NFDC data for the month of Sep-17, total urea offtake decreased by 5.3xMoM to 179ktons (excluding exports of 124ktons) owing to high base effect in the last month, Aug-17. As a result, cumulative sales for 3QCY17 now stand at 1.5mtons, down by 7%YoY, bringing total offtake for 9MCY17 to 4.2m tons (+20%YoY). The prime contributor to industry offtake was FFC, reporting at 1.6m tons (+3%YoY), followed by EFERT, witnessing an upsurge of +27%YoY to 1.2m tons. FFBL also followed the trail, up by +11%YoY to 344ktons.

Urea exports to subside

The total exports during 9MCY17 ended at 444ktons, with third quarter witnessing major exports of 335ktons. As per our analysis, EFERT exported major quantity at 208ktons followed by FFC at 147ktons during the nine month period.

....while demand for DAP shoots up at the start of Rabi season

For DAP, seasonal sales took an upward trajectory by 5xMoM to 384ktons, resulting in cumulative sales of 750ktons during the quarter, up by +70%YoY. As a result, total offtake for the 9MCY17 jumped up by +44%YoY to 1.3m tons. Company wise, FFBL led the offtake for the nine months period by +38%YoY to 426ktons, followed by FFC at 337ktons (+7.5x YoY) with EFERT reporting at 306ktons (+30%YoY).

Outlook

We expect domestic urea offtake to pick up at the start of the season. Following this, local industry can cater for the rising demand given inventory level of 0.7mtons and sufficient capacity to produce. On export front, local players can manage to flush off majority urea export order by end of Oct-17, thus meeting 600ktons target. However, upcoming winter season will keep overall domestic production level rather disruptive, effecting supply side situation. In case of DAP, we expect offtake to continue with this momentum owing to start of Rabi season and subsequent wheat production.

Exhibit:

Company wise off-take

000'Tons	Sep-17	Aug-17	MoM	YoY	3QCY17	3QCY16	YoY	9MCY17	YoY
FFC									
Urea	51	377	-86%	-55%	566	656	-14%	1,651	3%
Dap	165	12	13x	8487%	249	15	15x	337	6.5x
EFERT									
Urea	64	338	-81%	-12%	477	495	-4%	1,296	27%
Dap	55	22	147%	104%	211	114	84%	306	30%
Np & Npk	7	10	-32%	-48%	33	31	9%	96	39%
FFBL									
Urea	25	78	-68%	66%	145	156	-7%	344	11%
Dap	84	21	305%	236%	162	141	15%	426	38%
FATIMA									
Urea	0.2	50	-100%	-100%	70.40	149.88	-53%	299	34%
Np	87	77	13%	-26%	240	362	-34%	756	-39%
Can	16	56	-72%	-65%	120	127	-6%	405	59%
FATIMA (dhcl)									
Urea	0.02	7.04	-100%	-100%	12.18	91.39	-87%	198	63%
Total									
Urea	179	949	-81%	-40%	1,467	1,649	-11%	4,168	20%
Dap	384	83	363%	259%	750	440	70%	1,340	44%
Np & Npk	32	58	-45%	24%	146	132	11%	398	5%
Can	34	56	-40%	-43%	144	173	-16%	535	47%

Source: NFDC,IGI Research

Exhibit:

Product

000'Tons	Sep-17	Aug-17	MoM	YoY	3QCY17	3QCY16	YoY	9MCY17	YoY
UREA									
Production	433	515	-16%	-16%	1,449	1,550	-7%	4,310	-4%
Offtake	179	949	-81%	-40%	1,467	1,649	-11%	4,168	20%
Export	124	119	4%	n.m.	335	-	n.m.	444	n.m.
Import	-	-	n.m.	n.m.	-	-	n.m.	-	n.m.
Est. Inventory	732	600	n.m.	-53%	-	-	-	-	n.m.
DAP									
Production	74	74	0%	6%	218	208	4%	599	4%
Offtake	384	83	363%	259%	750	440	70%	1,340	44%
Export	-	-		0%	-	-	n.m.	-	n.m.
Import	147	131	n.m.	n.m.	581	134	333%	996	247%
Est. Inventory	359	509	n.m.	-19%	-	-	-	-	n.m.

Source: NFDC,IGI Research

Important Disclaimer and Disclosures

Research Analyst(s) Certification: The Research Analyst(s) hereby certify that the views about the company/companies and the security/securities discussed in this report accurately reflect his or her or their personal views and that he/she has not received and will not receive direct or indirect compensation in exchange for expressing specific recommendations or views in this report. The analyst(s) is principally responsible for the preparation of this research report and that he/she or his/her close family/relative does not own 1% or more of a class of common equity securities of the following company/companies covered in this report.

Disclaimer: The information and opinions contained herein are prepared by IGI Finex Securities Limited and is for information purposes only. Whilst every effort has been made to ensure that all the information (including any recommendations or opinions expressed) contained in this document (the information) is not misleading or unreliable, IGI Finex Securities Limited makes no representation as to the accuracy or completeness of the information. Neither, IGI Finex Securities Limited nor any director, officer or employee of IGI Finex Securities Limited shall in any manner be liable or responsible for any loss that may be occasioned as consequence of a party relying on the information. This document takes no account of the investment objectives, financial situation and particular needs of investors, who shall seek further professional advice before making any investment decision. This document and the information may not be reproduced, distributed or published by any recipient for any purpose. This report is not directed or intended for distribution to, or use by any person or entity not a client of IGI Finex Securities Limited, else directed for distribution.

Rating system: IGI Finex Securities employs three tier ratings system, depending upon expected total return (return is defined as capital gain exclusive of tax) of the security in stated time period, as follows:

Recommendation	Rating System
Buy	If target price on aforementioned security(ies) is more than 10%, from its last closing price(s)
Hold	If target price on aforementioned security(ies) is in between -10% and 10%, from its last closing price(s)
Sell	If target price on aforementioned security(ies) is less than -10%, from its last closing price(s)

Risk: Investment in securities are subject to economic risk, market risk, interest rate risks, currency risks, credit risks, political and geopolitical risks. The performance of company(ies) covered herein might unfavorably be affected by multiple factors including, business, economic, and political conditions. Hence, there is no assurance or guarantee that estimates, recommendation, opinion, etc. given about the security(ies)/company(ies) in the report will be achieved.

Basic Definitions and Terminologies used: **Target Price:** A price target is the projected price level of a financial security stated by an investment analyst or advisor. It represents a security's price that, if achieved, results in a trader recognizing the best possible outcome for his investment. **Market Cap.:** Market capitalization is calculated by multiplying a company's shares outstanding by current trading price. **ROE:** Return on equity is the amount of net income returned as a percentage of shareholders' equity. **P/E:** Price to Earnings ratio of a company's share price to its per-share earnings. **P/B:** Price to Book ratio used to compare a stock's market value to its book value. **DY:** The dividend yield is dividend per share, divided by the price per share.

IGI Finex Securities Limited

Research Analyst(s)

Research Identity Number: BRP009

© Copyright 2017 IGI Finex Securities Limited

Contact Details

Research Team

Saad Khan	Head of Research	Tel: (+92-21) 111-234-234 Ext: 810	saad.khan@igi.com.pk
Abdullah Farhan	Senior Analyst	Tel: (+92-21) 111-234-234 Ext: 912	abdullah.farhan@igi.com.pk
Syed Daniyal Adil	Research Analyst	Tel: (+92-21) 111-234-234 Ext: 973	daniyal.adil@igi.com.pk
Suleman Ashraf	Research Analyst	Tel: (+92-21) 111-234-234 Ext: 957	suleman.ashraf@igi.com.pk
Muhammad Saad	Research Analyst	Tel: (+92-21) 111-234-234 Ext: 973	muhammad.saad@igi.com.pk
Tanweer Kabbeer	Research/Fund Select	Tel: (+92-21) 111-234-234 Ext: 966	tanweer.kabbeer@igi.com.pk
Umesh Solanki	Database Manager	Tel: (+92-21) 111-234-234 Ext: 974	umesh.solanki@igi.com.pk

Equity Sales

Faisal Jawed Khan	Head of Equities	Tel: (+92-21) 35301779	faisal.jawed@igi.com.pk
Zaeem Haider Khan	Regional Head (North)	Tel: (+92-42) 35777863-70	zaeem.haider@igi.com.pk
Muhammad Naveed	Regional Manager (Islamabad & Upper North)	Tel: (+92-51) 2604861-62	muhammad.naveed@igi.com.pk
Ejaz Rana	Regional Manager (Faisalabad)	Tel: (+92-41) 2540843-45	ejaz.rana@igi.com.pk
Asif Saleem	Branch Manager (RY Khan)	Tel: (+92-68) 5871652-56	asif.saleem@igi.com.pk
Mehtab Ali	Branch Manager (Multan)	Tel: (+92-61) 4512003	mehtab.ali@igi.com.pk
Zeeshan Kayani	Branch Manager (Abbottabad)	Tel: (+92-992) 408243-44	zeeshan.kayani@igi.com.pk
Ihsan Mohammad	Branch Manager (Peshawar)	Tel: (92-91) 5253035	ihsan.mohammad@igi.com.pk

IGI Finex Securities Limited

Trading Rights Entitlement Certificate (TREC) Holder of
Pakistan Stock Exchange Limited |
Corporate member of Pakistan Mercantile Exchange Limited

Head Office

Suite No 701-713, 7th Floor, The Forum, G-20,
Khayaban-e-Jami Block-09, Clifton, Karachi-75600
UAN: (+92-21) 111-444-001 | (+92-21) 111-234-234
Fax: (+92-21) 35309169, 35301780

Website: www.igisecurities.com.pk

Stock Exchange Office

Room # 719, 7th Floor, PSX Building, Stock Exchange Road, Karachi.
Tel: (+92-21) 32429613-4, 32462651-2, Fax: (+92-21) 32429607

Lahore Office

5-F.C.C. Ground Floor, Syed Maratib Ali Road,
Gulberg II, Lahore
Tel: (+92-42) 35777863-70, 35876075-76
Fax: (+92-42) 35763542

Faisalabad Office

Room #: 515-516, 5th Floor, State Life
Building, 2- Liaqat Road, Faisalabad
Tel: (+92-41) 2540843-45
Fax: (+92-41) 2540815

Multan Office

Mezzanine Floor, Abdali Tower,
Abdali Road, Multan
Tel: (92-992) 408243 - 44

Peshawar Office

2nd Floor, The Mall Tower,
35 The Mall Peshawar Cantt.
Tel: (92-91) 5253035, 5278448

Islamabad Office

Mezzanine Floor, Office 5, 6 & 7, Kashmir Plaza,
Block- B, Jinnah Avenue, Blue Area, Islamabad
Tel: (+92-51) 2604861-2, 2604864, 2273439
Fax: (+92-51) 2273861

Rahim Yar Khan Office

Plot # 12, Basement of Khalid Market,
Model Town, Town Hall Road, Rahim Yar Khan
Tel: (+92-68) 5871653-6, 5871652
Fax: (+92-68) 5871651

Abbottabad Office

Ground Floor, Al Fatah Shopping Center, Opp. Rad
Station, Mansehra Road, Abbottabad
Tel: (+92-99) 2408243 - 44

Sialkot Office

Suite No. 10 & 11, 1st Floor, Soni Square,
Mubarak Pura, Sialkot.
Tel: (+92-52) 3258437, 3258762