

Day Break

Thursday, 22 September 2016

Company Update

Indus Motor Company Limited

Automobile Assembler

Recommendation	HOLD
Target Price	1,263.4
Last Closing	1,300.2
Upside	-3%

Market Data

Bloomberg Tkr.	INDU PA
Shares (mn)	78.6
Market Cap (PKRbn USDmn)	102.2 975.8
Exchange	KSE 100

Price Info.	90D	180D	365D
Abs. Return	39.6	42.9	26.7
Low	899.7	899.7	899.7
High	1,322.3	1,322.3	1,322.3

Key Company Financials

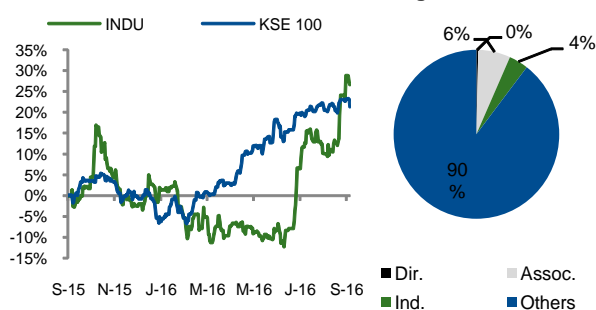
Period End: Jun

PKRbn	FY15A	FY16A	FY17F	FY18F
Total Revenue	96.5	108.8	98.3	94.1
Net Income	9.1	11.5	9.8	8.1
EPS (PKR)	115.9	145.7	124.1	103.1
DPS (PKR)	80.0	100.0	81.0	68.0
Total Assets	50.4	57.5	53.0	51.7
Total Equity	24.0	27.6	31.0	33.8

Key Financial Ratios

ROE (%)	38%	41%	31%	24%
P/E (x)	11.2	8.9	10.5	12.6
P/B (x)	4.3	3.7	3.3	3.0
DY (%)	6.2	7.7	6.2	5.2

Relative Price Performance & Shareholding



About the Company

The Company was incorporated as a public limited company in Pakistan in December 1989 and started commercial production in May 1993. The company is the sole distributor of Toyota and Daihatsu vehicles in Pakistan.

Source: Bloomberg, KSE 100 & IGI Research

Analyst

Yawar Saeed
yawar.saeed@igi.com.pk
Tel: (+92-21) 111-234-234 Ext.: 973

Automobile Assemblers

INDU: Expensive valuation multiples warrant a 'Hold' Call

- We have rolled over our price target for INDU to Jun-17 and tweaked our earnings estimates
- We highlight;
 - a) Corolla volumes reached its inflection point, b) Launch of Hilux and Fortuner; unlikely to arrest, c) Gross margins likely to face headwinds owing to recovery in commodity prices and stronger JPY, and d) Payout policy likely to stiffen owing declining operating cash flows and capex requirements.
- Company earnings are estimated to register a 3yr-CAGR decline ~15% in FY17-20.
- Our Jun-17 target price for INDU using a Discounted Cash Flow (DCF) valuation comes at PKR 1,263/share. We recommend a 'Hold' stance. Forward valuations multiples in our view are stretched out, where the scrip is trading at FY17/18/19 P/E of 10.5x/ 12.6x / 13.4x, while offering ~6% dividend yield

We have rolled over our price target for INDU to Jun-17 and tweaked our earnings estimates to incorporate changes in our sales assumption for all three variants (Corolla, Hilux and Fortuner) and recent changes in exchange rate / commodity prices.

Corolla volumes reached its inflection point

After experience a robust volumetric sales growth in Corolla, ~ 57k units in FY16, up by +12%YoY – we estimate FY17-19 average sales to likely to drop to 48kunits/year, that's nearly a 16% drop from its peak sales in FY16. In two months leading to FY17 sales of Corolla have averaged 4.1kunits/month compared to 4.8kunits/month in FY16, this slowdown is due to launch of 10th Generation Honda Civic, which has taken up a sizeable volume chunk of Corolla volumes for the two months. Nevertheless, cheap bank financing schemes (recently HBL offered one of the lowest rates on auto financing) and growing auto demand we estimate Corolla sales at 51.7 units (4.3k units per month). Moreover, we see greater demand emanating for high end variants, which should support margins.

Thursday, 22 September 2016

Launch of Hilux and Fortuner; unlikely to support earnings

The management in its recent briefing, highlighted launch of Hilux (pick-up) before Dec-16 and expects to launch 2nd Generation Fortuner variant (SUV) before 1QCY17. Base price of Hilux (4x4 / 4x2) is estimated at PKR ~3.5 / 2.0mn and PKR ~5.0mn for Fortuner. Excluding the one-offs sales number for the month of Jun-16 (1,320 units) average monthly sale of Hilux was around ~418units (includes launch of new variant Vigo TRD and Vigo GSX+) in FY16 compared to 376units in FY15, up by +11%YoY. In FY17, we expect launch of new Hilux version would further accrete volumes (460units per month on average). Similarly, launch of Fortuner 2nd Generation is likely to increase volumetric sales to 58 units on average per month in FY17 compared to 50units same period last year. The growth Fortuner is likely to remain muted owing to increasing competition from imported used SUVs currently enjoying concessionary tax and regulatory duty.

Gross margins likely to face headwinds owing to recovery in commodity prices and stronger JPY

INDU's gross margins depend upon international steel prices (~60% of raw material cost) and the exchange rate parity relations between PKR, JPY and USD. Although during the year JPY appreciated against USD (+16%YoY), but its affect was negated by 35%YoY slump in international steel prices from USD 593/ton in FY15 to USD 438/ton and higher capacity utilizations, resulting in improved gross margins by +155bpsYoY to 16.3%. However, we believe gross margins have peaked out and will face attrition on the back of steel prices recovery and stronger JPY.

Payout policy likely to stiffen up owing declining operating cash flows and Capex requirements

INDU maintained its cash distribution practices and paid out dividend of PKR 100/share (payout averaged ~70% in FY13-16). However, going forward we expect payout policy to slightly stiffen up (average 65% in FY17-19) owing to declining operational cash flow (PKR 145/share in FY16 to PKR 62/share in FY17) along with additional capex requirements of PKR 2.5bn for launch of Hilux and Fortuner model.

Outlook: Earnings to decline post 'Golden Period'

After witnessing a superior growth period in FY15/FY16 with earnings of PKR 115 /145 per share (compared to PKR 40 per share in FY14), we expect INDU earnings to face attrition for the period FY17-20, based on lower Corolla volumes and mean reverting margins. Company's operating margins are estimated to average ~11.1% in the next five years, which is still higher than previous 5yr average of 9.7%. We expect company's operating profit to show 15% decline during FY17-20. In addition, growing proportion of cash and cash equivalents (PKR 36.4bn in FY16, where company earned average return of ~8.7% in FY16

Thursday, 22 September 2016

on cash & cash equivalents compared to ~13.2% in FY12) to total assets is hampering overall profitability growth, given low interest environment. As a result, earnings are estimated to register a ~15% 3yr-CAGR decline.

Recommendation

Based on Company's updated financials and revised assumption, the company earnings are estimated to post a 3yr-CAGR decline ~15% in FY17-20, with topline showing a negative CAGR of 5% for FY16-19. Our Jun-17 target price for INDU using a Discounted Cash Flow (DCF) valuation comes at PKR 1,263/share. The stock has rallied nearly +39% in the past 90days (3months) compared to KSE +6% in the same period, to last close at PKR 1,311/share. Hence based on our target price, we recommend a 'Hold' stance. Forward valuations multiples in our view are stretched out, where the scrip is trading at FY17/18/19 P/E of 10.5x/ 12.6x / 13.4x, while offering ~6% dividend yield.

Exhibit: Changing Passenger car pattern

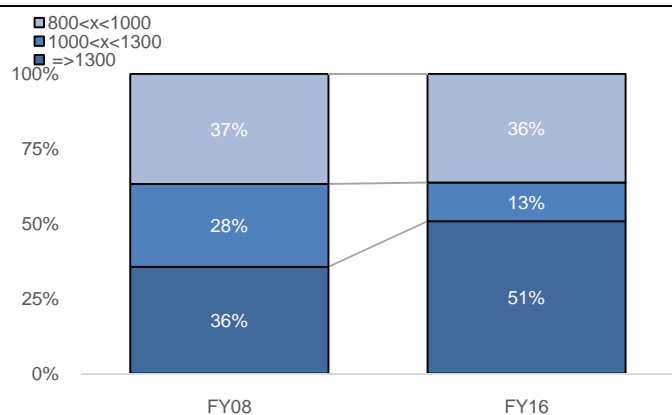


Exhibit: Reduce market share of INDU Corolla Model post Civic launch

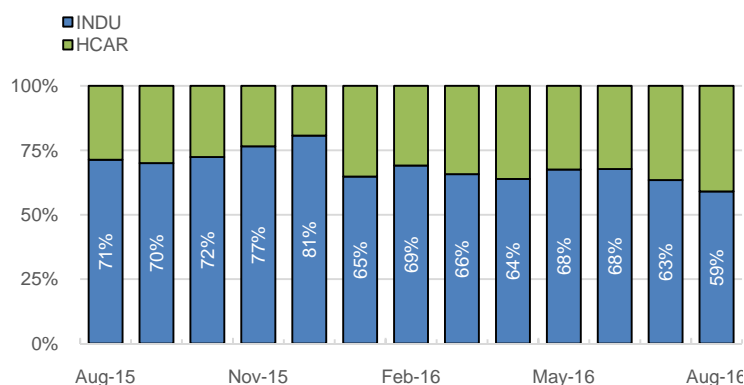


Exhibit: Sales growth (base year FY13)

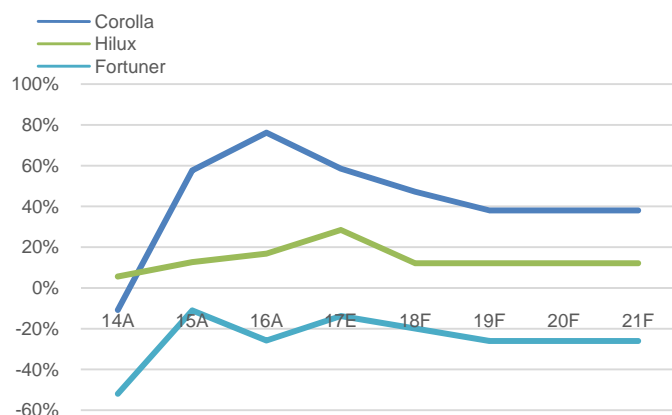
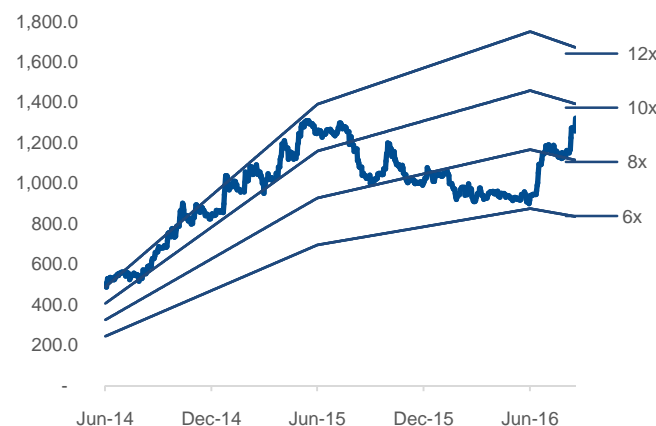


Exhibit: P/E band



Source: IGI Research, Company Financial

Analyst Certification

The analyst[^] hereby certify that the views about the company/companies and the security/securities discussed in this report are accurately expressed and that he/she has not received and will not receive direct or indirect compensation in exchange for expressing specific recommendations or views in this report. The analyst is principally responsible for the preparation of this research report and that he/she or his/her close family/relative does not own 1% or more of a class of common equity securities of the following company/companies covered in this report.

Disclaimer

This document has been prepared by IGI Finex Securities Limited and is for information purposes only. Whilst every effort has been made to ensure that all the information (including any recommendations or opinions expressed) contained in this document (the information) is not misleading or unreliable, IGI Finex Securities Limited makes no representation as to the accuracy or completeness of the information. Neither, IGI Finex Securities Limited nor any director, officer or employee of IGI Finex Securities Limited shall in any manner be liable or responsible for any loss that may be occasioned as consequence of a party relying on the information. This document takes no account of the investment objectives, financial situation and particular needs of investors, who shall seek further professional advice before making any investment decision. This document and the information may not be reproduced, distributed or published by any recipient for any purpose.

Rating system

IGI Finex Securities employs three tier ratings system, depending upon expected total return (return is defined as capital gain exclusive of tax) of the security in stated time period, as follows:

Recommendation	Rating System
Buy	If return on aforementioned security(ies) is more than 10%, from its last closing price(s)
Hold	If return on aforementioned security(ies) is in between -10% and 10%, from its last closing price(s)
Sell	If return on aforementioned security(ies) is more than -10%, from its last closing price(s)

Valuation Methodology

The analyst[^] has used following valuation methodology to arrive at the target price of the said security (ies):

- DCF (Discounted Cash Flow)

Time Horizon

- Jun - 2017

Risk

- Changes in State Bank of Pakistan Policy Rate
- Change in Country (Pakistan) macro-economic environment
- Changes in Company(ies) operating structure
- Changes in Exchange rate

Contact Details

Research Team

Saad Khan	Deputy Head of Research	Tel: (+92-21) 111-234-234 Ext.: 810	saad.khan@igi.com.pk
Rashmina Lalani	Senior Research Analyst	Tel: (+92-21) 111-234-234 Ext.: 826	rashmina.lalani@igi.com.pk
Abdullah Farhan	Research Analyst	Tel: (+92-21) 111-234-234 Ext.: 912	abdullah.farhan@igi.com.pk
Yawar Saeed	Research Analyst	Tel: (+92-21) 111-234-234 Ext.: 973	yawar.saeed@igi.com.pk
Abdul Sajid	Database	Tel: (+92-21) 111-234-234 Ext.: 974	abdul.sajid@igi.com.pk
Umesh Solanki	Database Assistant	Tel: (+92-21) 111-234-234 Ext.: 966	umesh.solanki@igi.com.pk

Equity Sales

Faisal Jawed Khan	Head of Equities	Tel: (+92-21) 35301779	faisal.jawed@igi.com.pk
Zaeem Haider Khan	Regional Head (North)	Tel: (+92-42) 35777863-70	zaeem.haider@igi.com.pk
Muhammad Naveed	Branch Manager (Islamabad)	Tel: (+92-51) 2604861-2	muhammad.naveed@igi.com.pk
Gul Hussain	Branch Manager (Faisalabad)	Tel: (+92-41) 2540843-45	gul.hussain@igi.com.pk
Asif Saleem	Branch Manager (RY Khan)	Tel: (+92-68) 5871652-6	asif.saleem@igi.com.pk
Mehtab Ali	Branch Manager (Multan)	Tel: (+92-61) 4512003	mahtab.ali@igi.com.pk
Zeeshan Kayani	Branch Manager (Abbotabad)	Tel: (92-992) 408243-44	zeeshan.kayani@igi.com.pk

IGI Finex Securities Limited

Trading Rights Entitlement Certificate (TREC) Holder of Karachi Stock Exchange Limited and Lahore Stock Exchange Limited | Corporate member of Pakistan Mercantile Exchange Limited

Head Office

Suite No 701-713, 7th Floor, The Forum, G-20,
Khayaban-e-Jami Block-09, Clifton, Karachi-75600
UAN: (+92-21) 111-444-001 | (+92-21) 111-234-234
Fax: (+92-21) 35309169, 35301780
Website: www.igisecurities.com.pk

Stock Exchange Office

Room # 719, 7th Floor, KSE Building, Stock Exchange Road, Karachi.
Tel: (+92-21) 32429613-4, 32462651-2, Fax: (+92-21) 32429607

Lahore Office

5-F.C.C. Ground Floor, Syed Maratib Ali Road,
Gulberg II, Lahore
Tel: (+92-42) 35777863-70, 35876075-76
Fax: (+92-42) 35763542

Faisalabad Office

Room #: 515-516, 5th Floor, State Life
Building, 2- Liaqat Road, Faisalabad
Tel: (+92-41) 2540843-45
Fax: (+92-41) 2540815

Islamabad Office

Mezzanine Floor, Office 5, 6 & 7, Kashmir Plaza,
Block- B, Jinnah Avenue, Blue Area, Islamabad
Tel: (+92-51) 2604861-2, 2604864, 2273439
Fax: (+92-51) 2273861

Rahim Yar Khan Office

Plot # 12, Basement of Khalid Market,
Model Town, Town Hall Road, Rahim Yar Khan
Tel: (+92-68) 5871653-6, 5871652
Fax: (+92-68) 5871651